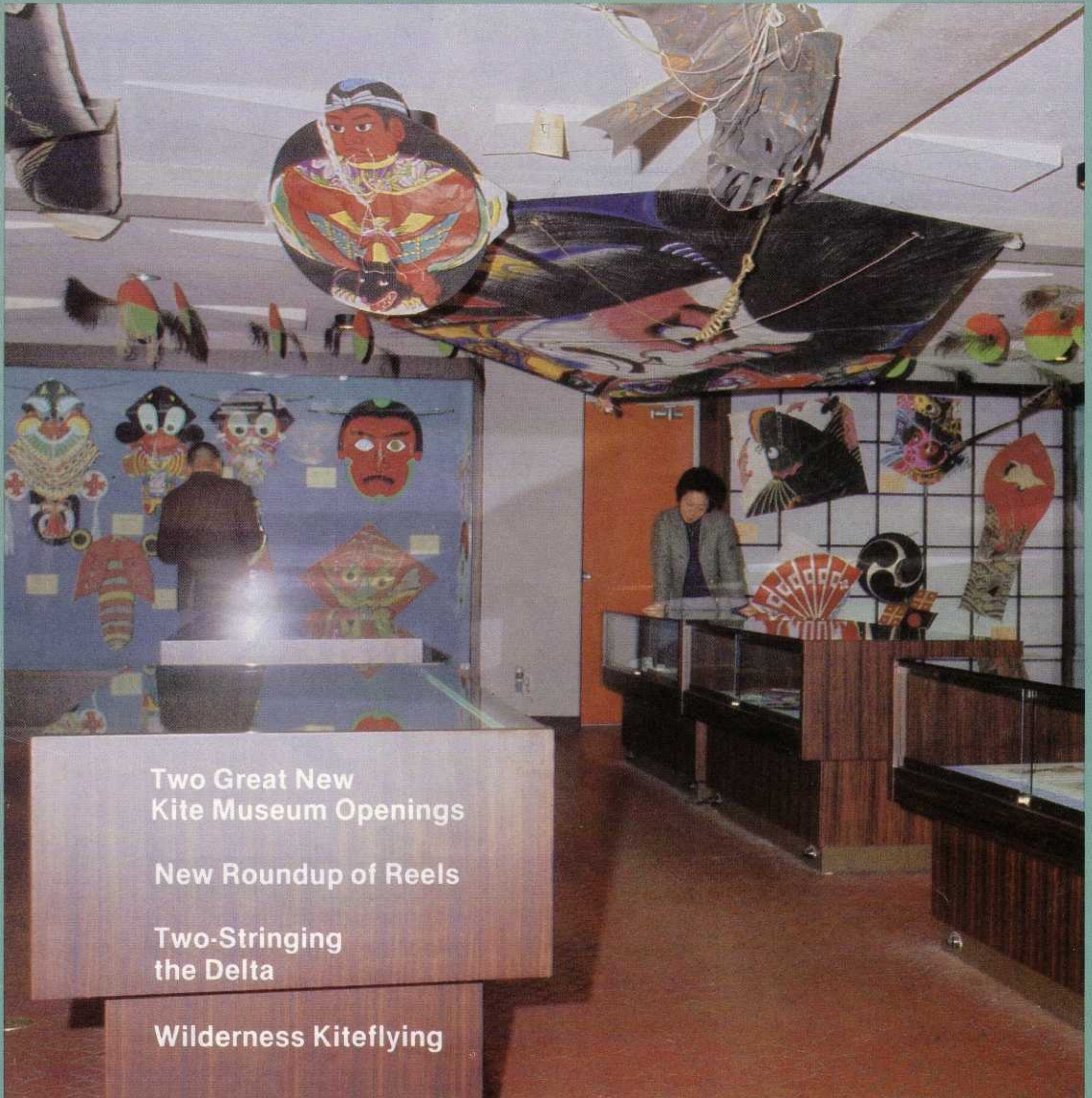


Kiteslines™

\$ 2.50
SPRING 1979



quarterly journal of the American Kitefliers Association



Two Great New
Kite Museum Openings

New Roundup of Reels


Two-Stringing
the Delta

Wilderness Kiteflying

TIE ON TO OUR LINE AND COME SOAR WITH US!



The Cloth Collectables




Mylar Dragons & Octopus



Skylinks Kite System



Air Scoops



TetraKites



Sky Serpent 25




Aeroplane Kite

We are proud to present our 1979 Collection--an exceptionally broad and complete line of kites and cord available from a single manufacturer.

Synestructics, Inc.

9400 Lurline Ave. Chatsworth, CA 91311 213-882-8500






PARAFOIL



MINIFOIL



STRIPED OKD



SPORTSKITE



FLIGHTUBE

CARRYALL

JALBERT PARAFOIL, America's favorite high-performance kite. Completely "soft," no sticks, stiffened by the wind itself. Spectacular 7.5 square feet, stows compactly in pocket-size 8" x 10" nylon pouch, the ideal kite for travellers, boaters. Weighs less than a pound with 500' of 100 lb. test braided nylon kiteline. Multi-color ripstop nylon construction for lifetime enjoyment **40.00**

PARAFOIL only (no line or pouch) **35.00**

Optional drogue for Jalbert Parafoil **4.00**

DISTRESS SIGNAL KITE for boaters and hikers, special parafoil in solid-color international orange ripstop nylon, with matching pouch and kiteline **40.00**

Optional drogue for Distress Signal Kite **4.00**

MINIFOIL, vest pocket version of the "soft" kite, packed with line in its own drogue/pouch. Ideal for back-packers and sailors. Kite itself weighs less than an ounce, folds to 7" x 2," made of orange spinnaker cloth, line included **17.50**

OPEN KEEL DELTA. A new type of delta kite with a pressurized open keel to provide ramjet effect and to prevent stalling, extraordinarily stable. Carefully tailored in colorful ripstop nylon, 60" wingspan **19.50**

Smaller model of **OKD** kite, 38" wingspan **16.00**

HUMMERKITE, our smaller **OKD** equipped with a fiberglass spreader bar with a Mylar hummer to buzz like a bee or purr like a kitten in the wind. Made of red ripstop nylon with tapered open keel **18.00**

STRIPED OPEN KEEL DELTA. Our ramjet keel kite in brilliant multi-color stripes, exclusively ours, in predominately red, orange, hot pink, royal blue and bright green, 60" wingspan **24.00**
with 500 feet of twisted nylon kiteline **25.50**

SPORTSKITE, the latest in our line of "soft" kites, a self-stiffened sled with no sticks to break. Like the Minifoil it folds up into its own tiny drogue/pouch to fit in pocket, purse or backpack. As supporting cells are open at both ends, it is easy to recover in water, ideal for boaters or as fishing kite. Tailored in attention-getting orange and yellow ripstop nylon spinnaker cloth, for emergency use as distress signal. Packed with line **17.50**

BEN FRANKLIN sled kite, with reproduction of a fine engraving of America's most famous kiteflyer. Tailored in **TYVEK** spunbonded Olefin, the new DuPont non-woven fabric **5.00**

Kiteline **SKEINER**, the ideal system for flying light and medium size kites. Imported Finnish birch plywood contoured to let out or bring in a yard at a time with a twist of the wrist **3.00**

FLIGHTUBE kit, preferred by many for controlling medium to large kites. Special fiber tube 4 1/2 inches in diameter by 12 inches long, with nylon tote bag **3.00**

KITE CARRYALL, new design with the best features of the old Carrier and Carryall, increased capacity and convenience. Zippered red nylon pack-cloth, 6" diameter by 50" long with black nylon webbing shoulder straps **17.00**

Braided nylon **KITELINE**, 100 lb. test for parafoils and other heavy kites, 500 foot roll **5.00**

Twisted nylon **KITELINE**, 35 lb. test, 500 foot roll **1.60**

MINI-INSTRUCTIONAL PACKET of 40 easy-to-assemble, easy-to-fly kites with 5 page teacher's guide, for school classes, Cub Scouts, Brownies, etc. All you need are scissors, tape and string. **5.95** plus **.30** postage/handling in Continental U.S.

We also make America's most unique **ADVERTISING PREMIUM KITES** in biodegradable paper and plastic, with your own design or imprinted with your logo. Write on your business letterhead for samples and prices.

Available at fine department and specialty stores and in kite shops from coast to coast, or direct from **THE KITE FACTORY**. Add \$1.50 per order packing, shipping and insurance for U.S. and Canada. Washington State residents add sales tax.

THE KITE FACTORY

Post Office Box 9081, Seattle, Washington 98109

Contents

Volume 2, Number 2, Spring 1979

What's New: A New Roundup of Kite Reels / 12

Updated information on the ever-wider offerings in this market, with Data Chart for reels. Also reviewed are the Covered Wagon Kite kit and two new kite books.

A Do-It-Yourself Alternative: The Handhold Reel / 14

A well-crafted design by John F. Van Gilder.

Kites in Museums: East and West / 26

Two new meccas for kites have opened—
The Tokyo Kite Museum: Story and Photographs by David M. Checkley; The Smithsonian's Kite Exhibit: Story by Valerie Govig, Photographs by Theodore L. Manekin.

Streeter in Paris / 36

Story and Photographs by Tal Streeter. Rich scenes in the sky and on the ground at a European kite festival as observed by a sensitive eye.

Kites in the Wilderness / 40

By Art Foran. An individualist's view of kiting in environments both hostile and accepting.

Nirvana in Nags Head / 44

By Valerie Govig. Photographs by Theodore L. Manekin. Pleasures of the expected and the unexpected.

Two-Stringing the Delta: Figurekiting Update / 46

By W. D. (Red) Braswell. Introducing the Radcliffe Bridle, an adaptable method for stunting that works with *any* delta kite.

Departments

Letter from the Editor / 6

Letters / 10

Empty Spaces in the Sky . . . / 30

Deaths of Shingo Modegi and Frank Mots.

New Department: For the Record / 43

Three new world kiting records reported. Included is an interview by William Chapman with Steve Flack, the lad who broke the altitude record.

News from Here and There: Stateside / 51

News from Here and There: International / 55

Profiles & Design Workshop / 58

Stephen Bernstein's Chinese bird kite. A nonoriental who specializes in making intricate kites of the East divulges his methods for building a favorite bird design.

Classifieds / 61

Directory of Outlets / 62

Cover

At last kites have found permanent rest in two new museums where scholars and enthusiasts may visit and learn. On our cover is the Tokyo Kite Museum, the fifth floor of the Restaurant Taimeiken building, which has been given over to kites by the late Shingo Modegi. The photograph is by David Checkley. The second exhibit is the Flying for Fun gallery now opened in the National Air and Space Museum, Smithsonian. This display is largely the work of Paul Garber, kiting's own historian. (Both museums are viewed by *Kite Lines* on pages 26-27.)

Kitelines (USPS 363-090)
succeeding *Kite Tales*

Quarterly Journal of the American Kitefliers Association. Copyright © Verve Enterprises, Inc. 1979. Reproduction in any form, in whole or in part, is strictly prohibited without prior written consent of the publisher.

Kite Lines is the comprehensive international journal of kiting and the only magazine of its kind in America. It is jointly published by Fishergate Publishing Co., Inc., of Annapolis, MD, and Verve Enterprises, Inc., with editorial offices at 7106 Campfield Road, Baltimore, MD 21207, USA, telephone: 301-484-6287. *Kite Lines* is on file in the libraries of the National Air and Space Museum, Smithsonian; the National Oceanic and Atmospheric Sciences Administration; the National Geographic; and the University of Notre Dame's Sports and Games Research Collection.

Founder: Robert M. Ingraham

Publishers: Fishergate Publishing Co., Inc., and Verve Enterprises, Inc.

Editor: Valerie Govig

Business Consultant: Kalman Illyefalvi

Circulation/Reader Services: Judith Faecher

Design Consultant: Weston Phipps

British Correspondents: Ron Moulton and Clive C. O. Rawlinson

Editorial Advisory Panel:

Guy D. Aydlett	A. Pete Ianuzzi
William R. Bigge	Robert M. Ingraham
Lt. Col. Bevan Brown	Domina C. Jalbert
Wyatt Brummitt	Nat Kobitz
Wood Ellis	Arthur Kurl
Paul Edward Garber	Curtis Marshall, M.D.
Melvin Govig	Robert S. Price
Edwin L. Grauel	John F. Van Gilder
Gary Hinze	Will Yolen
Ray Holland, Jr.	

Kite associations and clubs and chapters of AKA are located around the U.S. and the world. *Kite Lines* works for and with all of them and maintains an updated file on them. Write for information about your nearest group.

Subscriptions to *Kite Lines*: One year (4 issues), \$9.00; two years (8 issues), \$17.00. Single copies of current or back issues are available @ \$2.50 (\$3.00 overseas) from America's finest kite shops or the journal offices. Postage outside the U.S., its possessions and Canada is \$1.00 per year additional. Air mail rates for foreign mailings are \$3.00 per year additional for Latin America; \$5.00 per year additional for Europe and Israel; and \$7.00 per year additional for all other countries. All foreign drafts must be in U.S. dollars through a U.S. bank or the post office.

Change of Address: Attach or copy mailing label in letter, giving new address. If mailing label is wrong, please correct it.

Advertising rate sheet and information is available upon request.

Contributions and correspondence are always invited. Enthusiasts who contemplate sending substantial material should request our guidelines for writers and photographers. Return of unsolicited material cannot be guaranteed unless accompanied by ample stamps and envelope, self-addressed. Accuracy of contents of *Kite Lines* is the responsibility of individual contributors. Diverse views presented in *Kite Lines* are not necessarily those of the editor or of the American Kitefliers Association.

Closing Dates for advertising, articles and news are: Feb. 1 for Spring; May 1 for Summer; Aug. 1 for Fall; Nov. 1 for Winter.

Postmaster: Second class postage paid at Baltimore, Maryland. If undeliverable, please send address change Form 3579 to *Kite Lines*, 7106 Campfield Road, Baltimore, MD 21207.

Introducing the beautiful... GRANDMASTER™ KITE

the ultimate
state-of-the-art in
single-line maneuverable
and fighting kites.



All designs copyright © GRANDMASTER KITES 1977

One-of-a-kind works of art. Each Grandmaster Kite is individually hand-crafted and hand-painted by a master kitemaker and flight-tested by a master kiteflier. The color combinations of each design vary, and new designs are constantly being added to the collection. To maintain quality control, our present production is limited to 3000 kites per year.

But the real joy of a Grandmaster Kite is in the flying. When you get it up and are its master, you will exult in its power — its gentleness — its instant response to your will and artistry — its glorious colors and design enhanced by its beauty of motion. Indian Champion kitefliers have already pronounced the Grandmaster to be the most responsive kite ever made, superior to the fine-tuned fighter kites made in India. But because each kite is made of Mylar™, with a bow of fiberglass rod and a spine of graded cedar, Grandmaster Kites are as nearly indestructible as technology permits.

The Grandmaster is produced in two models: the Competition and the Fast. For the experienced flier, the Competition or the Fast will cover all wind conditions. For the novice flier we suggest beginning with the Fast, then stepping up to the Competition when his or her skills are developed. The two models are the same in size (24x29") and appearance. Only the speed of response varies.

The price: \$18.00, plus \$3.50 per kite for shipping via UPS, insured (Air Freight east of the Miss.). Draw crowds — create excitement — order your Grandmaster Kite today!

To order, fill out form and send today to:

GRANDMASTER™ KITES
P.O. Box 12377 Holladay Park Station
Portland, Oregon 97212
(Telephone: 503-233-9158)

Note: Shipping charges apply to USA and Canada only. For foreign orders, please remitt in US dollars and add \$12.00 for Parcel Post Air Freight.

Dear Sirs: Please send me the following GRANDMASTER™ KITE(s): (Please Print)

Quantity	Fast or Competition	Symmetrical or asymmetrical design preference	*Regular price each \$18.00	**Custom order price each \$28.00	Total price
\$3.50 shipping, handling and insurance, per kite					
<input type="checkbox"/> Grandmaster recommended line, 3-ply waxed linen, 1000 feet, \$5.00 + 75¢ shipping.			<input type="checkbox"/> Grandmaster recommended reel, \$2.75 + 75¢ shipping.		
Total					

Enclosed is my check or money order made payable to Grandmaster Kites.

NAME _____
ADDRESS _____
CITY _____ STATE _____ ZIP _____

*Regular orders will receive one of the illustrated designs or a new design.
**To custom order a specific design or specific colors, include \$10.00 each in addition to the regular charge and expect a delay in shipping time.




**GRANDMASTER™
KITES**

Grandmaster Kites are sold with an unconditional guarantee (providing the kite has not been mistreated). If your Grandmaster does not come up to all of your expectations, just return the kite to us within 30 days for a total refund of your \$18.00.

Letter from the Editor

Hello, again! Friends, you've waited a long time for this issue, but at last we're in print again and it makes life a lot happier here, too. The missing issues of Fall and Winter 1978 do not mean you have lost an issue. We have extended your subscription by two issues automatically. You can check the coding on your *current* label to see what you have left. The last three digits in the upper right corner of your *Kite Lines* mailing label will tell you. The first two of these digits stand for the year (79, 80, etc.) and the third digit for the issue (1, 2, 3 or 4). Thus if your num-

New Model from ULTRA KITE . . .



(Order from our main ad in this issue)

STATEMENT OF OWNERSHIP, MANAGEMENT AND CIRCULATION

[prepared October, 1978]

Annual statement required by 39 U.S.C. 3685.

KITE LINES, published quarterly at 7106 Campfield Road, Baltimore, Maryland 21207. Number of issues published annually: 4. Annual subscription price: \$6.00. The names and addresses of the publisher, editor and managing editor are (all the same): Valerie Govig, 7106 Campfield Road, Baltimore, Maryland 21207. The owner is: Verve Enterprises, Inc., 7106 Campfield Road, Baltimore, Maryland 21207. Known bondholders, mortgagees, and other security holders owning or holding 1 percent or more of total amount of bonds, mortgages or other securities: Valerie Govig, 7106 Campfield Road, Baltimore, Maryland 21207. Extent and nature of circulation:

	(A)	(B)
A. Total no. copies printed (net press run)	5000	5000
B. Paid circulation		
1. Sales through dealers and carriers, street vendors and counter sales	1175	1392
2. Mail subscriptions	3255	3259
C. Total paid circulation (Sum of B1 and B2)	4430	4651
D. Free distribution by mail, carrier or other means; samples, complimentary, and other free copies	123	133
E. Total distribution (sum of C and D)	4553	4784
F. Copies not distributed		
1. Office use, left over, unaccounted, spoiled after printing	362	130
2. Returns from news agents	85	86
G. Total (Sum of E, F1 and 2—should equal net press run shown in A)	5000	5000

(A) Average no. copies each issue during preceding 12 months

(B) Actual no. copies of single issue published nearest to filing date

I certify that the statements made by me above are correct and complete.

(Signed) Valerie Govig
Editor

ber is 793 your subscription expires with the Fall issue of 1979. We'd appreciate it if you'd keep an eye on your expiration date and renew ahead of time—it will save us costly reminder notices.

It has been a tough winter here in Baltimore—not only because of the record snowfall. Perseverance finally brought me to the door of a respected publisher in nearby Annapolis, MD—Fishergate Publishing Co., Inc. Here I found help and understanding that restored my bruised optimism and is strengthening the magazine tremendously. The copublishing arrangement between Verve Enterprises, Inc., and Fishergate assures you that *Kite Lines* is receiving management assistance that is sure to improve it in every aspect in the future. We owe tremendous thanks to Fishergate and to many friends of kiting who have helped provide the financial backing to set *Kite Lines* flying again.

The next question which may arise: What is happening between the journal and the American Kitefliers Association? After I gave the Association its start with its first national meeting last September, valuable time was spent getting the Association on its feet and defining its continuing relationship with *Kite Lines*. Initially the Association, properly enough, wanted to separate itself from any appearance of commercial ties to *Kite Lines*. This policy of extreme caution prevented the officers from taking any action to maintain the journal or the foundation it provided. Instead they seem to have been trying to start over again. Incidentally, I am no longer the Association's Executive Director, since the changed situation doesn't call for filling the post.

Now that *Kite Lines* is reorganized we feel that the separation between magazine and association should continue, that business and nonbusiness interests should not mix. Although we can be supportive of each other, *Kite Lines* should do nothing that is not in the interests of its readers and investors. This philosophy requires us to rescind our offer of free classified advertising to AKA members. Future "re-marriage" of the journal and association is not ruled out, though, for everyone seems to agree that it would be desirable.

One bit of confusion that needs clearing up is the question of your membership in AKA. The Association's officers seem to feel responsibility only for the Life Members and those who have paid their

new annual dues. All other members the officers have chosen to leave as the responsibility of *Kite Lines*. Your membership, as constituted at the national meeting and in effect at that time, continues until the end of the subscription term, since membership and subscription were combined prior to the new developments with the Association. The changes were heralded in a newsletter and a letter from *Kite Lines* which all member/subscribers were sent in February. You as a member/subscriber are entitled to a vote and to *Kite Lines*. New Association benefits subsequently offered (mainly a newsletter) are of course only for those who pay new dues (also for Life Members). When you as a current subscriber renew you will have to pay the Association's separate dues to retain your membership in AKA. In addition you will then need to renew your subscription to continue receiving *Kite Lines*. (The journal will be \$9.00 per four issues from now on, sorry to say, but we've learned we have to ask enough to make the magazine work. Most of you have some issues still coming to you before the old pocketbook will feel it.) From this issue forward, new subscribers will not become AKA members unless they join the Association separately. The AKA address is c/o W. D. (Red) Braswell, President, 10,000 Lomond Drive, Manassas, VA 22110. Dues are \$5.00 per year and include a newsletter, for which *Kite Lines* has no responsibility.

I encourage those of you who are interested in the organization to join AKA. Only your participation in the Association will enable it to properly organize to respond to your wants and to get the constructive assistance it so desperately needs. The journal, of necessity, still provides many "association" services (such as research) and will continue to do so until a better means of delivery is established. Whatever happens to the Association, *Kite Lines* will keep increasing its services to readers as it grows. You can look for changes in the future which we are now planning to keep your journal vital. Kites are our highest pleasure—although very close to that joy is another one—bringing you the comprehensive international journal of kites and the kiting community.

Windily yours,

Valerie

CHOOSE YOUR SPOOL...



from over 45 different spool and line combinations we offer! Our wide selection is just one reason why we are the largest producer of kite spools in America.

For more reasons, contact us directly or ask your local kite distributor.



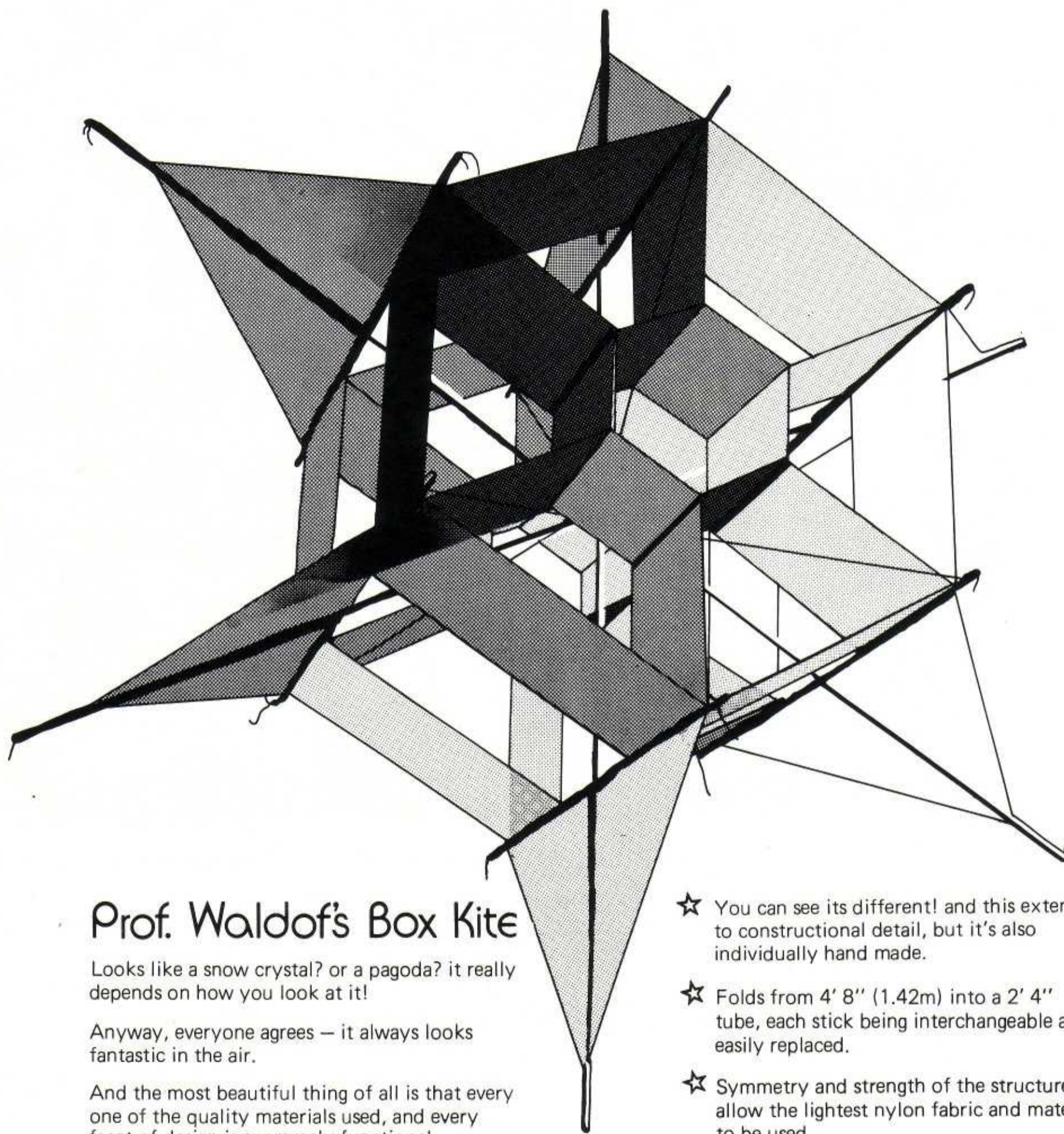
shanti kite spools

2021 Folsom Street
San Francisco, CA 94110
(415) 552-4498

west coast
QUICKSILVER KITES
San Francisco, CA

east coast
WHAT'S UP
Chagrin Falls, OH

Prof. Waldof's Box Kite



Prof. Waldof's Box Kite

Looks like a snow crystal? or a pagoda? it really depends on how you look at it!

Anyway, everyone agrees — it always looks fantastic in the air.

And the most beautiful thing of all is that every one of the quality materials used, and every facet of design is supremely functional.

Over several years, a fresh approach to kite design has allowed many features to be evolved.

- ★ 42 surfaces to catch the slightest breeze, so — easy launching, single handed, or by a child.

- ★ You can see its different! and this extends to constructional detail, but it's also individually hand made.
- ★ Folds from 4' 8" (1.42m) into a 2' 4" tube, each stick being interchangeable and easily replaced.
- ★ Symmetry and strength of the structure allow the lightest nylon fabric and material to be used.
- ★ A number of ways of bridling, including dual line, and it's quick to tell you what the wind's doing.
- ★ So — you can own a kite everyone will admire which will enjoy being out in any weather you will!

DISTRIBUTED BY —

WHAT'S UP

4500 CHAGRIN RIVER ROAD
CHAGRIN FALLS, OHIO 44022
216/247-4222

AVAILABLE AT FINE KITE STORES AT AROUND \$65.00

MADE IN WORCESTERSHIRE, ENGLAND

Dealer Inquires Invited

WHOLESALE-RETAIL
LOWEST PRICES
FASTEST SERVICE
SEND FOR PRICE LIST
691 BRIDGEWAY
SAUSALITO, CA 94965
415 332-6355

HIGH ASA KITE

DISTRIBUTORS FOR

Mylar® Star Kites
Little People Kites
Synestructics
Peter Powell Stunter
Stratton Air Engineering
*Günther German Kites
Vic's Fighter Kites
Skyro-Gyro
Windjammer
Kathy Lochman
Sierra Kites
Joe Lee Kites

*WE SELL THE GÜNTHER KITES AT
THE LOWEST PRICES IN THE
UNITED STATES AND CANADA

FANTASTIC NEW CATALOG AVAILABLE.
JUST BRIDLE THIS BEAUTIFUL BROCHURE AND FLY IT!
SEND US \$1.50 FOR PRINTING AND MAILING COSTS.

Letters

REMEMBERING LINCOLN CHANG

My wife and I are deeply saddened to have lost a good friend and teacher of kiting, Lincoln Chang. We made his acquaintance in Kapiolani Park, Honolulu, Hawaii. I had just started building kites when we met him. We spent many weekends with him, learning and flying together. Something we then thought of as impossible was that he often tied his kites to a goal-post and left them on their own! Another time Lincoln was having great difficulty launching a centipede, which was disconcerting to us. Upon spending considerable time and effort on the attempt ourselves, we appreciated the problems involved.

Lincoln loved to harass me about my break-down kites, so made because we had to transport them on a motorcycle. We were sad to leave him and Hawaii, but upon leaving he gave me one of his kites (you couldn't buy one, as those who knew him can confirm) and also, to my great and happy surprise, made one just for me! We corresponded with him from Nevada and here in Florida. We sent a Christmas card and got it back, not knowing why until the Winter 1977-78 *Kite Lines*. We have his kites hanging in our home; also I have a kite I built from plans he sent me. My son is only two, but he knows and says "Chang kite" when he sees one of them. It is a shame our son will not meet and love him, but he will hear of him.

We would like to hear from others who knew Lincoln Chang, have pictures of him or other information about him. We extend our condolences to family and friends, from whom we would like to hear, such as Wayne Baldwin. We hope all of Lincoln's kites have been placed where they can be appreciated (idea: Bishop Museum, Hawaii).

Sorrowfully,
Milton and Kim Heger and son
Atlantic Beach, FL

SIMPLIFIED ALTITUDE FORMULA

A simplification of the altitude formula on page 54 of the Spring-Summer 1978 issue of *Kite Lines* is:

$$\text{Altitude} = \frac{B \times \sin a(1) \times \sin a(2)}{\sin b} + 5 \text{ ft.}$$

The sine of II Quadrant angles (90° - 180°) is positive and equal to its complement. Therefore, $\sin C = \sin (180-C)$ or $\sin a(2)$. Column 5 should read: Angle $b = a(2) - a(1)$.

Stephen Gately
Euclid, OH

ONE THOUSANDS SLEDS (A FEW)

Just a few lines to let you know that I have just completed a few sleds (1000 to be exact). What I did, with much help, of course, was provide the plastic sheet (drop cloths and trash bags), tape, felt markers, crepe tails, instructions and 120 feet of string for each child and teacher in two schools—also principals. I am a building services supervisor (head custodian) at Central Elementary School here. I build and fly kites. All my kites are handmade. Some of my kites are: 12 sleds (from three inches to nine feet high), two tetrahedrons (four-cell and nine-cell), one dragon (tissue paper, 50 feet long), one snake (drop cloth plastic, 120 feet long), one bird kite (construction paper, five foot wing spread), one Japanese war kite (tissue paper, 15x20 inches) and one Indian fighter (standard size).

When I give kite demonstrations, I give the children a history of kites—famous names in kiting and varied uses of kites, then I explain how easy and inexpensive it is to make sled kites and also how easy they are to fly. For the actual supplying of parts it was all easy except for the winding of 1000 spools of string. Also during the flying we had an extensive kite hospital, with many doctors and nurses. It was a lot of work but it was really worth it.

Richard Loera
San Diego, CA

PUCKER POWER

I've been flying deltas since I first got my hands on the Newmans' *Kite Craft*. I went into them on a 6, 8, 12, 16-foot sequence called Alpha, Beta, Gamma and of course Delta Delta. By modifying the dimensions nearer to the version in Pelham's *Penguin Book of Kites* and incorporating a few subtleties of my own, I now have a delta that will perform in still air or a 25-knot breeze—at which point I usually go home!

The secret? I sew in leather strips to form burst-proof spar pockets. This means that I can put the spars in under tension on the leading edge and cause the rip-stop nylon to form a pucker parallel to the spar. Any movement of air over the kite blows this pucker out to form an effective airfoil. In dead air I can tow the kite up, stall it from overhead with a hard, sharp heave on the line and get it to glide downwind, pulling in line as it goes. I've

had my 72-inch version up to 200 feet from nought feet in dead air to the point in fact where line stretch takes the snap out of the stall and the kite spins in.

I also put the cross spar in under tension. This makes the leading edge spars swivel readily about the attachment points, so adjustment to wind changes is immediate and the kite is full of life, without being unstable.

One final point. I always cellotape the keel to one wing, fold the other wing over and sew through. This gives a straight leading edge to the keel. If your keel is like the one on the Pelham book's cover, it tends to kick the kite all over the sky.

So the essence of the message is, a saggy delta is a soggy delta, or the tighter the higher. Up with kites!

Martin Powell
Rochdale, Lancs., England

KITE-X CLUB, NEW IN JAPAN

Enclosed you will find the membership applications of Mr. Rokuro Yoshida and myself. We hold membership in the Japan Kitefliers Association.

Mr. Yoshida has been working on modern kites for more than four years. During this period, he has made very rapid and remarkable progress. He is also the winner of the "high-fly" competition at the 51st Annual Long Beach International Festival of Kites on April 23, 1977. He gained the prize by his original superperformance (super performance) kite, which may be one of the most advanced kites in the world today. The L/D of this kite is more than six, about twice the ratio which an ordinary delta-wing kite has. And the stability in the air is excellent. When he developed this super kite named "Gull-Wing," Mr. Yoshida, who has been working on scientific and educational films as a creative director for more than 30 years, took a skillful aerodynamic approach rather than refining an existing recipe.

I have been working on design of microwave communication equipment since 1968. I am very interested in kites and aircraft. I was born in Hamamatsu-City. (The Hamamatsu Kite Festival is an exciting event, you know.)

We established the Modern Kites Laboratory last year. The subjects to be studied are the following:

1. Developing a high performance kite, a sophisticated one, not only having high performance but also beautiful.

2. Maneuverable kites—the spectacular aero-music kite named the “Sky-Skating Kite.” We are now concentrated on making a study of the Sky-Skating Kite and demonstrating it frequently.

3. Theoretical analysis and study of Japanese traditional kites. We both are very interested in folklore and folk crafts in Japan, so that we often walk in the country all over Japan.

We also have a kite group named the “Kite-X Club.” It means that we think, “What is a kite?”, “What is kiteflying?” and “What is the philosophy of the kite?” We have selected four members now. We aim to organize a new type kite group which includes artists, engineers, designers and other professionals.

As a matter of course, the hardware (the kite itself) is important. But we think the software is more important, that is, how to enjoy kiteflying, what should we represent by kites in the sky. Mr. Rokuro Yoshida is the head of this club, and I am the organizer.

I believe that our group is the most

progressive and creative at kites in Japan. We would like to contribute to the development of kites and the expansion of kite society. First, we should like to write for the journal of AKA concerning our “Sky-Skating Kites,” and also we hope to demonstrate it in the U.S. in the near future.

Yuhei Kosugi
Yokohama, Japan

REELING COUNTERCLOCKWISE-LY

In the Spring-Summer 1978 *Kite Lines*, Gary Hinze mentions that he has problems with his line getting excessive twist in it when he spills line off the end of an Indian spooler. All that is necessary to cure this problem is to periodically change ends when spilling line and when rewinding. The same rule applies to the Cuban Yo-Yo. It seems that the line spills off in a clockwise direction when you face one end of the spooler and counterclockwise when you face the other end.

Warren O. (Stormy) Weathers
Milwaukie, OR

Readers are encouraged to reply to letters, and we will route them to appropriate parties whenever possible. Address letters to Kite Lines, “Letters,” 7106 Campfield Road, Baltimore, MD 21207. All letters become the property of Kite Lines. The editor may edit letters for publication.

CORRECTIONS

In the letter from Gary Hinze in the Spring-Summer 1978 *Kite Lines*, the formula for the number of windings on a kite spool is: $l/(2\pi r)$ where the letter l is the length of the line and $2\pi r$ is the circumference of the spool.

Le Cerf-Volant Club de France informs us that annual dues for its active members are 65 francs. For benefactor members the initiation fee is 110 francs and annual dues are 110 francs. The club may be contacted c/o its President, Jean-Louis Bouisset, 17 Rue Lacharriere, Paris 75011, France.




Beautiful!
the Soaring Wing
by Wind Mill Kites
New in 4-color ripstop nylon

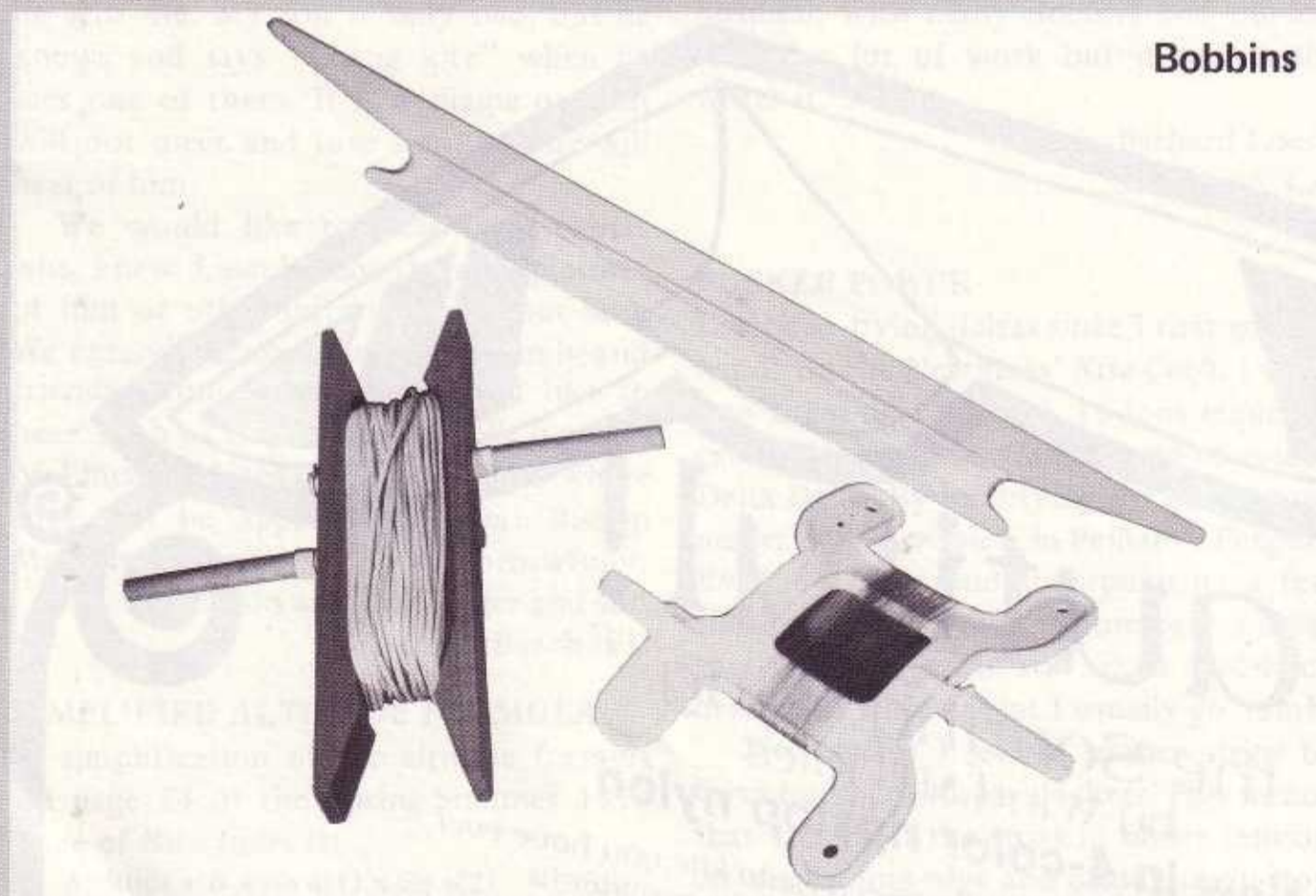
The most unusual and advanced delta kite you have ever flown. Essentially a high-performance hang glider in miniature. Battened high aspect-ratio wing. Six-foot span. \$33. ppd. from Wind Mill Kites • Box 766 • Louisa, VA 23093
Va. residents add 4% sales tax. Dealers welcome.
Also available: the Soaring Wing in red Mylar®, \$10. ppd.

What's New:

A NEW ROUNDUP OF KITE REELS



True Reels



Bobbins

first gathering make up a fairly large new batch. All told there are now on the market nearly 20 kite reels, each distinct from the other and having its own advantages and disadvantages. It's a buyer's market, surely, and it's hard to believe each manufacturer seriously expects to make a living from selling the reels, given on the one hand a relatively limited market and on the other a very competitive array of suppliers to that market. But because needs for an "ideal" kite reel vary from flier to flier, all the designs are worthy of a close look.

Our group includes three brute force types for those hard-to-handle kites, a couple of questionable plastic models and four light line handlers that are good buys.

If you fly the heavy pullers, such as Parafoils, large box kites or Bermudas, then here are three good hooks to hang them on. They offer competition to the rugged Weathers & Sons reels which fall into the same class. Each has its own virtues and drawbacks.

The Flighttube: Simple and effective, the Flighttube is well named, a tube for holding line. Made of ¼-inch-thick laminated cardboard, four inches in diameter inside and 12 inches long, the Flighttube fits over the forearm and allows the handler to hold even hard-pulling kites with ease. It comes complete with a 5 x 12-inch nylon tote bag and makes an ideal combination with a Jalbert Parafoil (a J-7.5 or J-15). The kite and its line can be rolled inside the reel, then all tucked into the tote.

The L/I Variable Speed Kite Reel is a tough redwood line handler that is great for heavy line and heavy kites. It is the easiest reel I have tried for laying out line for a high-start launch. You simply walk along and let the line unwind. With large kites it is common and usually wise practice to land the kite by walking it down. Then, with the kite down, you reel the line in. The L/I reel winds in two feet of

By Mel Govig and A. Pete Ianuzzi
Photographs by Theodore L. Manekin

Last year (in the Fall 1977 issue of *Kite Lines*) we reviewed a dozen line winders for kiteflying and found four basic types:

the bobbin, a flat winder; the hoop, a cylinder; the spool, with spindle; and the true reel, rotating on a fixed axle.

Since that article appeared we've been amazed to discover about eight new models. These plus the reels we missed in the

DATA CHART — KITE REELS

	Materials	Outside dia. (in.)	Inside dia. (in.)	Width (in.)	Volume (cu. in.)	Avg. take-up per turn	Overall size (in.)	Weight (oz.)	Line incl.	Cord guide	Hand wind	Brake	Winding ease	Ground action	Vibration	Remarks
TRUE REELS																
A. N. Easy Reel, A. N. Mfg., \$27.50 ppd.	Metal & solid wood	8.3	2 sq.	3.4	163	15.5	10.5 x 25	3 lb. 4 oz.	N	N	Y	N	VG	G	E	Very sturdy for heavy pullers.
Gayla Reel, Stock No. 310, \$4	Plastic & metal	3.5	1.8	1.1	7.8	8.3	3.5 x 7.7	6	Y	Y	N	Y	VG	G	G	Very neat; easy to use.
Jo-Bie Star Fighter, Jo-Bie Products, \$6.95 + \$1.50 ship.	Plastic, red-white-blue combinations	4.5	1.3	2.5	36	9.7	10.7 x 5.5	6	N	Y	N	Y	G	P	P	Spool points tend to hang up.
Magic Kite Reel, McKinley Enterprises, \$8 + \$1 ship.	Plastic, colors	n.a.	6.6	5.0	58	23.0	7.8 x 15	14	N	N	Y	N	G	F	G	Works well but takes practice.
SPOOLS																
*Hungry Tiger, Flying Tiger Associates, \$10 + \$1.50 ship.	Solid hardwood	n.a.	3.1	2.5	23	12.5	11 x 4.7	4.5	Y	N	Y	N	G	F	E	Very cute; detachable handles.
Shanti Super Spool, Shanti Kite Spools, \$4	Solid oak; colors or natural	3.0	1.9	5.0	21	7.7	16 x 3	8	Y	N	Y	N	F	E	VG	Nearly indestructible American-made Indian-type spool.
Shanti Oak Spool, Shanti Kite Spools, \$3	Wood & cardboard; colors or natural	3.0	2.2	4.8	16	8.1	15 x 3	5	Y	N	Y	N	F	E	VG	Very sturdy American-made Indian-type spool.
HOOPS																
Flightube, The Kite Factory, \$3 + \$1 ship.	Heavy cardboard	n.a.	4.5	12.0	138	15	12 x 4.5	15	N	N	Y	N	VG	G	n.a.	Good for strong pullers; nylon bag included.
Spool-Proof, L'lumar Star Kites, about \$4.50	Red & yellow plastic	n.a.	4.3	5.0	27	15	4.7 x 5	4	Y	N	Y	N	G	G	n.a.	Slightly awkward to use.
BOBBINS																
Skener, The Kite Factory, \$3 + \$1 ship.	Birch plywood	19.5	17.5	1.1	43	38	28.7 x 3	6	N	N	Y	N	G	F	n.a.	Simple but effective.
L/I Variable Speed Reel, L/I Co., \$13.95 + .75 ship.	Solid alder wood	14	6.5	2.0	128	25	13.5 x 14	15.5	N	N	Y	N	E	F	G	Very sturdy and works well.
Flying Decoys Kite Reel, Sportsmen Sales, Inc., \$16.95 + 1.50 ship.	White plastic	9.5	6.0	4.0	95	16	11.7 x 11.2	6	Y	N	Y	N	F	P	F	Bends under very little tension.

CODE: Y = Yes, N = No; RATINGS: P = Poor, F = Fair, G = Good, VG = Very Good, E = Excellent
 *The Hungry Tiger model is no longer available. It has recently been supplanted by a new reel from Flying Tiger which we could not test in time for this report.



Hoops



Spools

line per turn, making the take-up very fast.

The A N Easy Reel is a surprise. From its advertisements I thought of it as a hand reel, about the size of a deep-sea fishing reel. Well, I didn't read the ad. This is a big brute of a reel. You tuck the

handle under one arm, hold the right angle section of aluminum in that hand and crank with the other hand. For strong-pulling kites in the air, you can wind in line of up to 15 or 20 pounds of pull directly. Or, if the line is down, the

heavyweight reel acts as its own flywheel and quickly pulls in slack line. This is a real piece of handcraft, a pleasure to look at as well as to use. Its only drawback is one of its virtues—its weight. This is a
Continued on page 16...

The Handhold Reel

By John F. Van Gilder



Anneke Davis

Here's a reel that my boys and I made for the local kite shop to retail at \$16 each. Unfortunately, the time spent on them netted us only about \$1.95 an hour, so I doubt if anyone, including me, wants to patent it. However, whoever makes one for personal use will find it rewarding.

Some of the features of the Handhold Reel are:

1. The Velcro[®]-fitted hand strap is adjustable.
2. The extra tang on the wire line-guide lets you get hold of the line to pull it out and insert it in the hole again 180° about so the line can be wound on the drum by hand when the pull is too heavy. Also the line can always be slipped out of the split-ring type of guide.

3. The axle hub can be unscrewed easily on the field with a pocket-knife screwdriver when your line (inevitably) tangles, down between the handhold and drum.

This reel can be made without a lathe.

JACK VAN GILDER is one of the new Directors for AKA, a mainstay of the Washington Kitefliers Association in Seattle and an indefatigable kiteflier. In other hours he is an insurance agent.

My first crude model was roughed out with a hatchet and smoothed down with a jackknife and sandpaper. It works fine but looks awful.

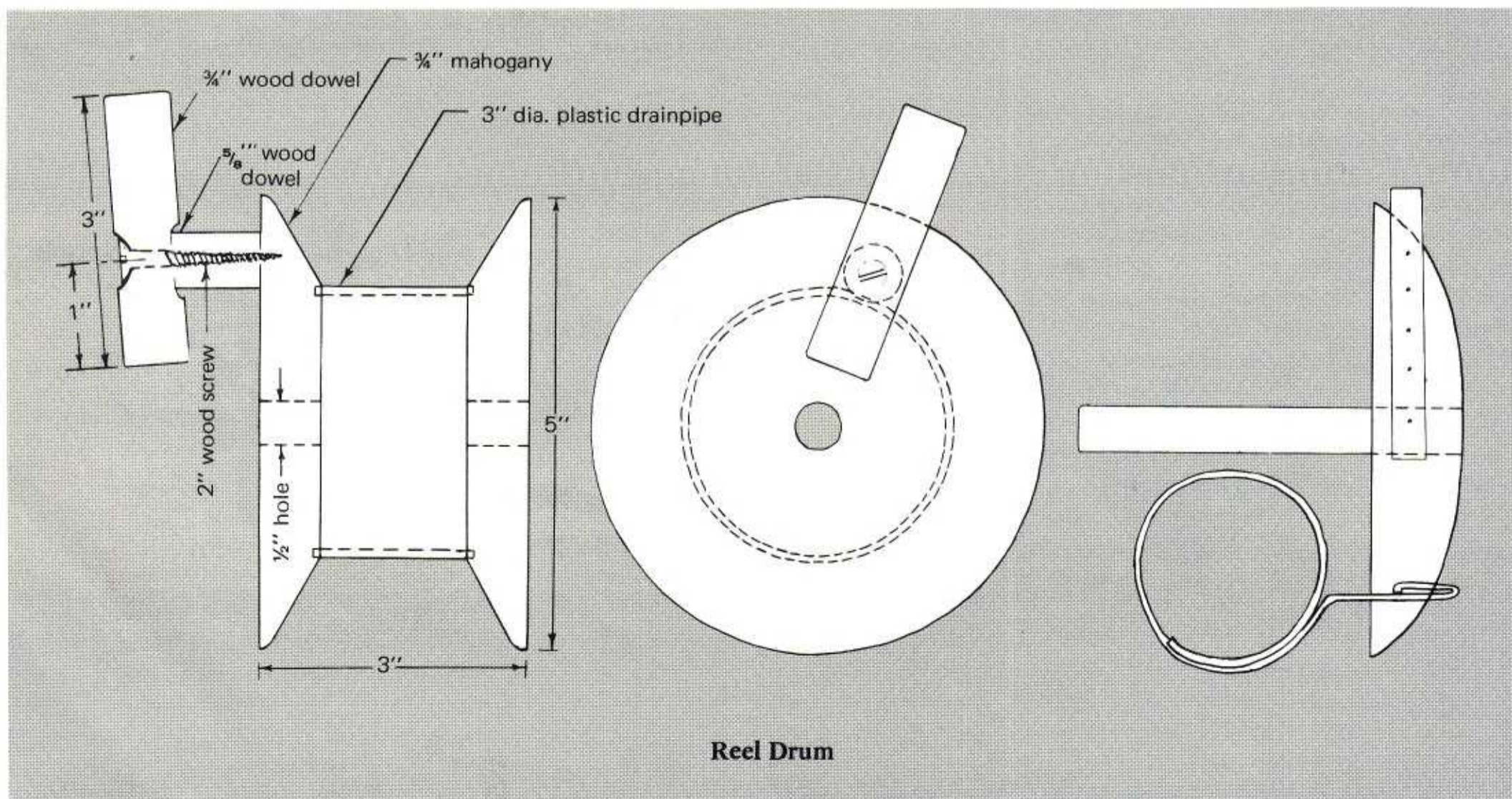
The model shown is spun on a bench grinder with the grindstone removed and replaced with the wood to be lathed. ("The cheaper the better" is my motto.)

MATERIALS

- 2 pieces of 1x6-inch mahogany stock (¾x5½ inches, actually) for the reel ends.
- A full one-inch thickness wood, 6 inch dia., for the handhold piece (called "1¼" stock at the lumber yard).
- 3-inch dia. plastic drainpipe.
- Doweling: ¾-inch dia.—a 3-inch piece; ½-inch dia.—2 pieces, one 2½-inch and the other at least 5 inches; and ⅝-inch dia.—a one-inch piece.
- Automobile seat belting, 3½x8 inches.
- Velcro gripping material: 3 strips ¾-inch wide, each 2 or 3 inches long.
- Wire, about 10 inches of clotheshanger or stronger.
- 2½-inch wood screw, other screws, nails and staples (for staple gun) or tacks.
- Glues, both white glue (or stronger) and epoxy glue.
- Miscellaneous: washer, dime-store nylon drapery ring, axle grease, finish.

ORDER OF ASSEMBLY

1. Rough cut the three circular pieces with a saber saw. Bore half-inch holes in the centers of each.
2. Make your first cut on the lathe-mounted reel-ends a slot into which the plastic drainpipe will fit, good and deep. Round



Drawing by Anthony Buechner

the reel ends also on the lathe. Form the handhold piece on the lathe to fit the palm of your hand.

3. Cut one inch off the end of the handhold piece for the finger grip, as shown. It is important that this step be done at this point. Nail and glue the 1/2-inch dia. dowel (2 1/2-inch length) to this flat end, to extend 1/2-inch beyond the handhold piece.

4. Glue the reel ends to the plastic reel core, using plenty of epoxy glue. Or, better, run three large screws through in addition to secure the reel ends to the reel core.

5. Glue 1/2-inch dowel (obviously long enough) into the hole in the center of the handhold piece with white glue or a stronger glue.

6. Ream out the holes in the reel ends to fit the 1/2-inch dowel axle loosely. Mark and drill a 1/2-inch hole for the reel handle and guide hole at this time (see step 9). To determine fit, slip a nylon drapery ring over the axle dowel and then the reel also, loosely against the handhold piece. Cut the end of the axle dowel off exactly even with the other end of the reel. Sand the dowel axle so the reel spins smoothly.

7. (Now it gets complicated.) Cut the reel handle from 3/4-dowel (3 inches long). An inch from one end, bore a hole large enough for the shank of a 2 1/2-inch wood

screw to turn freely. Bevel the hole for the wood screw head. Bore a 3/4-inch dia. hole at the other end of this hole in the handle, for the handle axle to fit into, barely deep enough to flatten the surface.

8. Cut from 5/8-inch dowel a one-inch length for the handle axle. Bore the hole down through the handle axle the diameter of your 2 1/2-inch screw.

9. (OK so far?) Glue this one-inch handle axle end to the reel end piece by screwing the 2 1/2-inch wood screw through the 3-inch handle, down through the one-inch handle axle and into the guide hole in the reel end as shown. It is actually best if the 2 1/2-inch screw comes clear through the reel end so that it must be ground on the inside side of the reel. This is a stress spot on the reel and must be very strong.

10. Make the handhold strap: Sew three strips of Velcro (2 or 3 inches long) to the ends of seat belting (2 pieces, about 3 1/2 and 8 inches long). Press the Velcro together and staple the loose ends of the seat belting to the edge of the flat side (not the rounded side) of the handhold piece, off-center, away from the finger-grip piece, so that it fits your hand. Test as you go.

11. Slip the nylon ring and reel down the axle. Bore a small hole in the end of the

axle for the small screw and washer. The dowel axle should be just long enough for the reel to spin freely.

12. (Still with me?) Bore holes in the end of the handhold piece for the string guide, near the finger-grip piece, as shown. The holes should be so close together that they actually join together to make a slot.

13. Bend the wire for the string guide, as shown. Clotheshanger wire is barely adequate. How to bend? Don't ask. Use pliers. Now double back the end of the wire and pound it flat to insert it into the slot. This is to prevent the guide from twisting.

14. Wind on your string—about 2000 feet of 25-lb. test line—and FLY! I like to know where I am, so I mark my line at 100-foot intervals. When letting out line from this reel, your thumb and forefinger will usually suffice for a brake. But if a hard pull is experienced, use your right hand around the reel diameter also.

FINISHING TOUCHES

Use candle wax or axle grease on the moving parts. Wood-burn your name and address on the side if you wish. Finish the reel with Danish oil or varnish.

VAN GILDER'S LAST WORD

This reel isn't the be-all and end-all. It is still a toil to wind in 2000 feet of line. ◇

TEST LINE	FEET						
	500 ft.	750 ft.	1000 ft.	1500 ft.	2000 ft.	2500 ft.	3000 ft.
20-lb.	1.90		3.65	5.45	7.25	9.05	10.85
40-lb.	2.50		4.85	7.25	9.65	12.45	14.45
60-lb.		3.15		6.15			
80-lb.	3.90		7.65				
100-lb.	4.40		8.65				
130-lb.	4.90		9.65				
savings on extra feet over 500'			15¢	25¢	35¢	45¢	55¢

BRAIDED LINE—THE CHOICE OF KITEFLIERS WORLDWIDE!

Braided line is superior because it offers:

1. reduced kinks and twirling
2. reduced fraying
3. increased durability of your line
4. improved weight/strength ratio
5. every inch hand inspected

6. continuous lengths up to 3000' for 20- and 40-lb. test line

7. continuous lengths up to 1500' for 60-lb. test

8. continuous lengths up to 1000' for 80- and 100-lb. test


Longer lengths and strengths available upon request.

ON ORDERING:

1. Be sure to specify length and strength.
2. Send check or money order plus \$1.25 shipping and handling or we will send COD.
3. Connecticut residents add 7% sales tax.

Prices subject to change.

clip and save



One-Half Pearl Street
Mystic, CT 06355
Phone (203) 536-0220

Open 7 days a week

Send name and address for free catalog.

clip and save

What's New

...Continued from page 13

reel for the athletic kiteflier.

The Skeiner is a simple idea that works. From the manufacturer's viewpoint, it might be distressingly copyable. But we should thank Dave Checkley of The Kite Factory by buying one to copy. The Skeiner is a plain bobbin kite winder except that it has longer ears on one side than the other. The result (after practice): you can wind on cord a yard at a time without looking at the winder. It should hold a couple thousand feet of light line, not much heavy line. It should not be used to reel in a large kite under tension.

The Spool-Proof is as simple as a coffee can, with the refinement of a center handle. I found it easy to hold, giving good control for both hand winding and quick-spill release. Others who flew with the Spool-Proof said they preferred the Cuban Yo-Yo (from the Kite Site in Georgetown, DC), which the Spool-Proof resembles, because the Yo-Yo permits you to run the reel freely through your hand for gradual pay-out. I found the two about equally convenient in different ways, with the Spool-Proof a little less

apt to drop line accidentally and with the Yo-Yo much easier to wind onto.

The Hungry Tiger from Flying Tiger Associates is a beautiful piece of woodwork. The nautical touch of its spoke design will appeal to the boating kiter. For light kites it's an easy spool to handle and the 12-inch take-up makes it a fast kite winder for line on the ground. Note that this design is really a spool, not a Korean reel, and it compares well with the other Indian spools, especially the American versions by Shanti in wood and by High Roller in styrene. Of course, the Hungry Tiger, like other spools in its group, is not intended for pulling in kites directly onto the spool, but for light work and fighter kites. (Just at press time we learned that Flying Tiger has changed models again. We haven't seen the latest version, but we hope it will be built to the same high standards of craftsmanship seen in past Flying Tiger reels.

Two of the reels tested this time have serious problems. Both show a lot of planning and probably costly tooling to make from molded plastic.

The Flying Decoys Kite Reel came furnished with 50 yards of 20-lb. test monofilament line. When wound with

this, the reel bent. It would probably be an adequate winder for light cotton cord, but not for nylon.

The Jo-Bie Star Fighter Reel is a fair design, to a point. It winds in easily and has a brake. It appears to be based on the successful KiteWinder but designed to cost less. However, its principle fault is that it's hard to stop and might even nick your hand if allowed to run free. Although there is a warning about this hazard in the instructions, it doesn't excuse the hazard in the first place.

The Gayla Kite Reel is a pleasant surprise, with line guide, ratchet brake and very easy reeling action. For the kites Gayla sells, this is one of the best I have used. A word of caution, though: you have to screw on the handle yourself and it has left-handed threads on the screw. It is easy to destroy the seat for the screw before you realize this bit of design, intended, I suppose, to prevent the handle from unscrewing in use.

In sum, the new reels show lots of inventiveness and diversity—traits of character that kitefliers themselves are noted for. If you can't find a reel to match your needs, it isn't because the reel makers aren't giving plenty of options a whirl.

Kites

By Judith Faecher

THE COVERED WAGON KIT

The covered wagon picture on the box is fun! A prairie schooner in the sky!

I opened the box, read what was needed, and assembled glue, razor, etc. The family would be out for dinner and wouldn't be using the kitchen table. I had several hours of free time.

I read the instructions start to finish, twice. I wasn't sure what they all meant, but I assumed it would become clearer as I proceeded. "Build framework right on the combination sheet of directions and wagon side covering." Oh, I'll have to cut the pieces to size. What do those marks mean? Which goes on top? Decisions to make.

"When framework glue is dry cut around frame with razor blade. Take care not to cut off gussets needed for attaching cross braces." After dinner, I was ready to cut the frame from the paper. I discovered the gussets still in the small bag. Well, I'll put them on the outside,

not as pretty, but they are on. "Second: Join sides starting with cross braces..." There I stood, fingers full of glue, holding until the glue was tacky. Half the cross pieces were glued by bedtime.

Next morning some more progress. The instructions were not totally clear, at least to me. Each next step had to wait until the glue was dry on the preceding step. Because of this, the kite took the better part of a week (about 15 hours) to complete, working a bit each day—a time investment on top of the pocketbook kind of about \$12.95. I lost a piece of plastic tubing so I used strong tape.

"Flies in 8 to 30 m.p.h. wind." The wind was not that strong, but it did fly while running with it. One cross piece came unglued and an axle broke—but it

flew. With an experienced kiter coaching, replacement tubing supplied and repeated trimming done, the next flights were better. I learned the performance suffered partly because the effective sail area of about 2½ square feet was not in good ratio to the weight, 7.17 ounces. Still, I was pleased to have the unlikely object go up at all.

I would recommend to others making the Covered Wagon that they use quick-drying glue. If you don't have that, be sure to find a surface that can be used for several days without inconvenience. And it would be better if you had done a few simpler kites before trying this one.

With luck and persistence, you too may have all the neighborhood kids asking, "Does it really fly?"

What's New continues on page 22...

DATA CHART

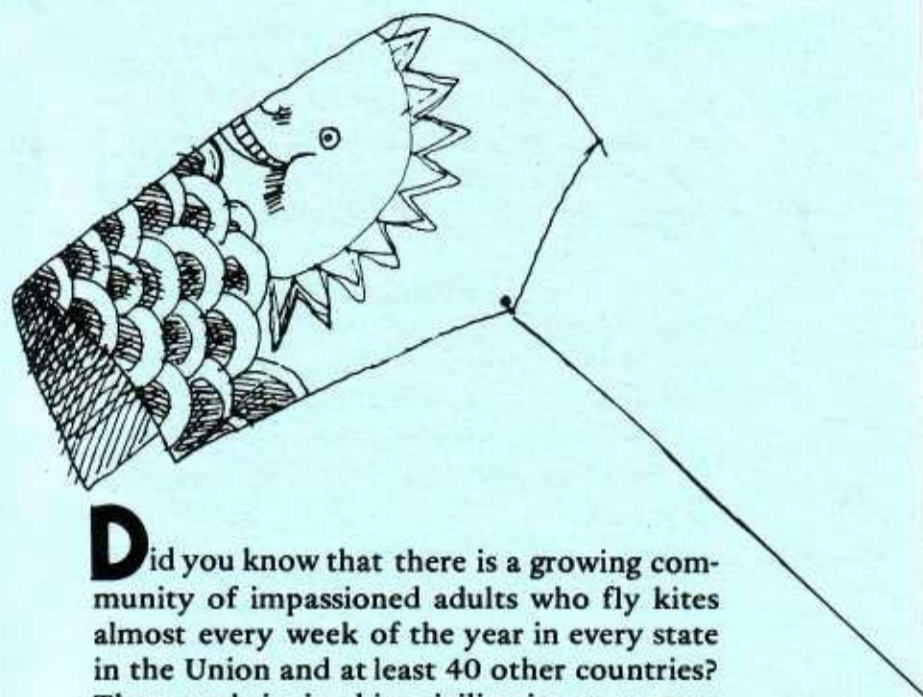
	Size	Materials	P	AT	ED	EWS	AF	SL
Covered Wagon Kit (Stratton)	30x15 x28" high	spruce, fiberglass, paper, plastic, Silkspan	P	0-2 min. on field	P	8-15*	30-50°*S	

Code: P=Portability; AT=Assembly Time; ED=Estimated Durability; EWS=Estimated Wind Speed (min.-max. mph); AF=Angle of Flight; SL=Skill Level: N=Novice, I=Intermediate, S=Skilled
Ratings: P=Poor, F=Fair, G=Good, VG=Very Good, E=Excellent

*Wind speed range wider (to lower winds) and angle of flight higher with wheels removed, which represent approximately one third of the kite's weight.

JUDY FAECHER directs circulation for Kite Lines and at times becomes involved in unexpected projects such as making and flying kites.

a little puff about the worldwide kite community and its journal



Did you know that there is a growing community of impassioned adults who fly kites almost every week of the year in every state in the Union and at least 40 other countries? They are bringing kite civilization to remote areas—Indiana farmland, urban open space, suburb, wilderness, shopping center.

Kitefliers are out there talking as fast and free as the lines that pay out from the reels in their hands. They're people full of kite lore, actively reviving ancient traditions and creating new ones. They fly kites to ward off evil spirits or to fight kite-to-kite in the oriental manner, while organizing kite festivals and perfecting skills at dual-line control (stunt) kiting. Many are artists/craftsmen making kites from space-age materials such as Mylar®, Tyvek®, rip-stop nylon and fiberglass rod, to be flown from braided 100-lb. test line. Kite curricula appear on the university level—while families join kite picnics in the 25-some kite clubs and organizations active worldwide.

These varied groups have one thing in common—they all know a rare quarterly journal that is devoted to kites. It is called *Kite Lines*. Well-worn copies are a guide and a link-up for the international kite community.

At the time of this printing, *Kite Lines* enjoys a circulation of about 4500 throughout the United States and the world. It is kiting's standard of reference and the only such journal of its kind in this country. Through its pages since 1977 (and preceded by *Kite Tales* since 1964), the magazine brings its readers such regular departments as:

- Design Workshop ● Kid's Corner
- Kite Calendar ● Ultimate Questions
- What's New: Reviews of Kites,
Books, Sundries
- Profiles . . .

. . . . and more, including fascinating in-depth feature articles. The advertisements are unusually interesting, too. The contents of *Kite Lines* reflect and nurture the circle of lifelong friendship which kites draw upon an ever-widening sky.

SUBSCRIPTION ORDER FORM

Subscription to *Kite Lines* can be yours at these low rates:

	USA, its possessions & Canada	foreign surface mail*
1 year	\$9.00	\$10.00
2 years	17.00	19.00

*Special air mail rates for foreign mailings are \$3.00 per year additional for Latin America; \$5.00 per year additional for Europe and Israel; and \$7.00 per year additional for all other countries. All foreign drafts must be in U.S. dollars through a U.S. bank or the post office.

BONUS with each new, renewal or gift subscription: the *Annotated Kite Bibliography* at time of its publication. (Bibliography is also available separately for \$1.00 per copy postpaid in U.S.; \$1.50 foreign.)

Note: All subscriptions begin with the next issue of *Kite Lines* unless order specifies to start with current issue. Back issues are available at \$2.50 each; \$3.00 each foreign.

Please enter my subscription to *Kite Lines* as follows:

(Check one) 2 years 1 year
(Check one) New Renewal†

†For renewals, attach or copy mailing label below. If label is wrong, please correct it.

Name _____
Address _____
City, State, Zip _____

I enclose check or money order to cover:

My subscription \$ _____
Special postage if required _____
Gift subscriptions _____
TOTAL _____

Charge to Master Charge VISA
Account Number _____
Expiration Date _____
Signature _____

GIFT SUBSCRIPTIONS to *Kite Lines*

Please send a gift subscription for:

(Check one) 2 years 1 year

To _____
Address _____
City, State, Zip _____
Sign gift card "From _____
_____"

Send with your check or money order to:
Kite Lines
7106 Campfield Road
Baltimore, Maryland 21207, USA

JO-BIE KITEWINDER



HOLDS UP TO $\frac{3}{4}$ OF
A MILE OF STRING

(U.S. Patent No. 4106719,
FOREIGN PATENTS PENDING)

Now after five years of research comes the only Kitewinder with these impressive features:

COMPACT SIZE

(10 $\frac{1}{2}$ " Overall Length, Front to End of Handle)
(5 $\frac{1}{2}$ " Overall Width, End of Tension Knob to End of Winding Crank)

LIGHT WEIGHT (6 OZ.)

RIGHT OR LEFT HAND USAGE

LEVEL STRING WINDING (FROM ALL ANGLES)

HOLDS UP TO 3,000 FT. No. 30 LINE

VENTILATED HANDLE

ADJUSTABLE STRING FLOW

TENSION KNOB

HIGH IMPACT PLASTIC

NO METAL OR SCREWS

HARDENED MOVABLE STRING

GUIDE INSERT

The Jo-Bie Kitewinder is a compact, lightweight, sturdy unit designed to do the job when others can't. Its high impact plastic construction will take a beating and with no metal of any kind it won't cut the string and lose the kite. It has a movable string guide (hardened so the string won't cut the Kitewinder) to insure that winding can be done from any angle while the line is always held level. Its adjustable tension knob allows the Kiteflier to utilize just the right amount of drag on the Kite at all times. Designed carefully by a graduate industrial engineer with the uppermost thought of the public and **AT REALISTIC PRICES THAT ARE AFFORDABLE TO ALL.**

RETAIL \$6⁹⁵

PLUS \$1.50 FOR
POSTAGE AND HANDLING.

CALIF. RESIDENTS
INCLUDE 6% SALES TAX.

DEALER INQUIRIES INVITED.

Colors: Red ... White ... Blue ... Mixed.

JO-BIE PRODUCTS
MANUFACTURERS OF THE
STAR FIGHTER KITE WINDER
P. O. BOX 3817
CHULA VISTA, CA. 92011
BUS. (714) 421-3513

Books

By A. Pete Ianuzzi and Gary J. Hinze

PRETTY—BUT A PITY

Kites: The Gentle Art of High Flying, by Susan Tyrrell (Dolphin Books—Doubleday, 1978), 168 pages, \$4.95.

This book is written in a light and lively style for people who get bored by long technical discussions of mechanical and historical details. The book is very easy to read and each turn of the page presents an attractive, clearly drawn illustration with two to five paragraphs of text.

The illustrations throughout the book have been specially prepared by the author, who is a skillful artist. Charming as they are, the drawings appear, unfortunately, to be mostly copied from other sources, without credit to the source, and in almost every case important or interesting details have been misdrawn, changed or omitted entirely. Also most of the 23 kite plans (none of which is new or original) contain errors, some in the text, some in the diagrams, some trivial, some serious. I had to doubt if the author has actually built with her own hands as many as 10 of the kites. While many of these errors would not mislead an experi-

enced kite builder, they could spell disaster for some youngster just getting started.

Tyrrell has made good selections of kite folklore and history, and presents her material briefly and for the most part accurately, though in no logical sequence (Leonardo da Vinci comes between the Wrights and Bell).

When illustrating facts with line drawings instead of photographs, the artist has the opportunity and, in my opinion, the responsibility to show clearly those features which are unique. In this respect, Tyrrell's efforts fall far short. The Baden-Powell kites are connected so that they cannot possibly fly. The Wright Brothers are flying their glider on two lines instead of four. Alexander Graham Bell is shown holding some object, but what it is isn't clear—it certainly is not one of his kites.


Next Tyrrell gives a very confusing explanation of how a kite flies, illustrated by two sketches to show how a small bridle adjustment affects the kite's angle of flight. Unfortunately the adjustment is not explained and both illustrations show exactly the same bridle. After stating quite

correctly that "The bridle and its points of connection are critical to the kite's performance," she then gives a completely garbled description of how to attach bridles. Of four sketches of bridles, three show ways to attach them improperly. Ignorance of bridling mars nearly every description of how to build her 22 kites, in which Tyrrell tells us to attach the bridle "with needle and thread."

The appendixes, for a book copyrighted in 1978, are extremely slight. In the U.S., she lists only seven kite manufacturers and six kite shops. There is a bibliography but no index.

The volume's best feature and sole claim to distinction in the literature is its "Consumer's Guide to Kite Buying," which lists most of the popular types on the market and comments briefly on each. Despite some superficiality here—such as the relegation of all cloth kites categorically to a 13-to-31 mile-per-hour wind range—this section shows the author's strength, her knowledge of the kite trade.

Considered in its entirety, this pretty book might be enjoyed by an experienced



A.N. EASY REEL!

Now fly with complete control. 8½" reel, sure-grip wood handles, solid wood center spool, reinforced steel tube with 5/16" steel rod for smooth operation, complete reel mounted on 2-ft. aluminum handle. Holds 20-lb.—450-lb. test line. Guaranteed 1 yr. from purchase date.

\$27.50 ppd. in U.S.

Dealer inquiries invited

Order From:

A.N. REEL MFG.
176 Exchange Street
Buffalo, N.Y. 14203

beautiful
colorful
all hand-made
paper kites

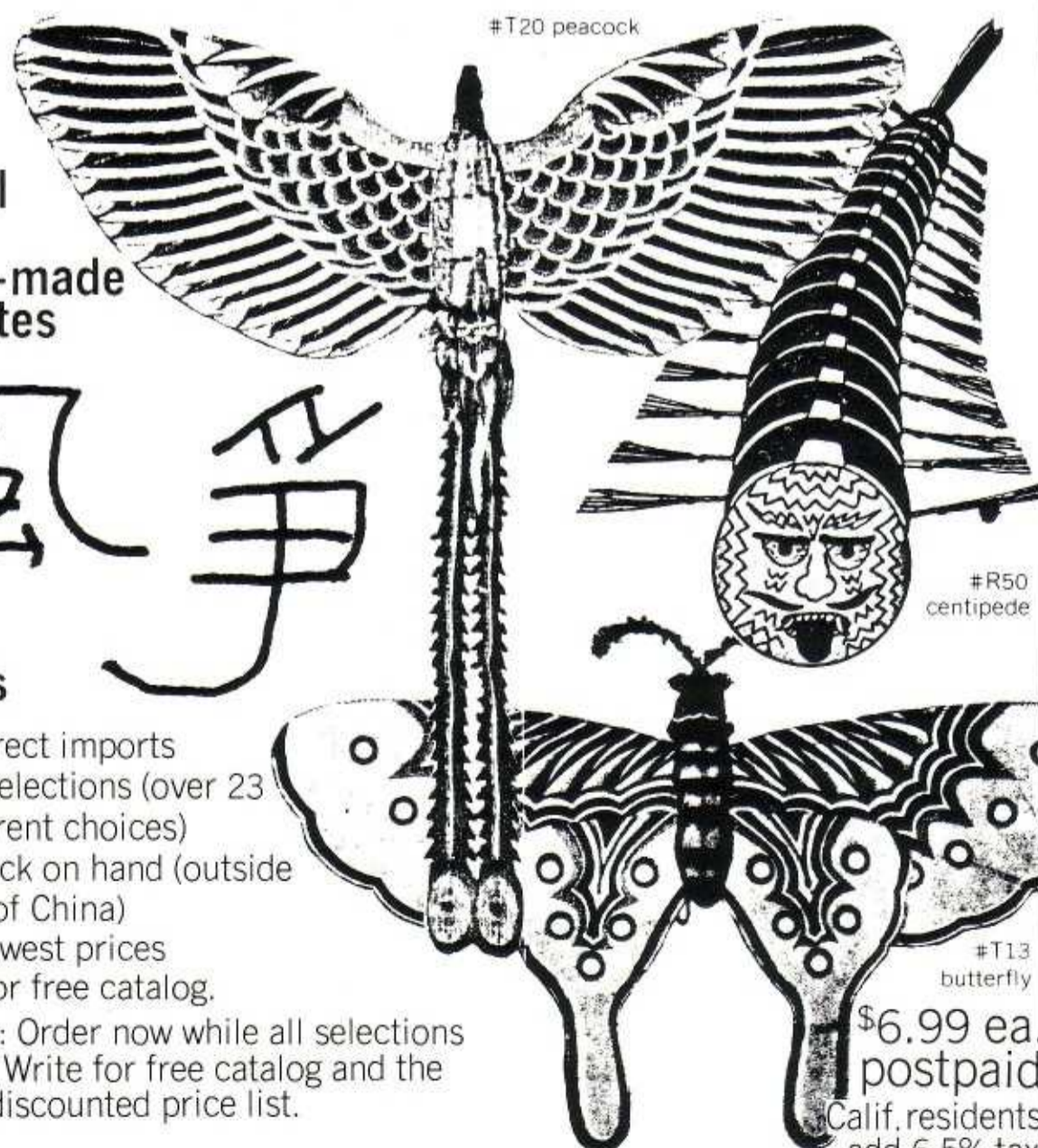


Chinese Bird Kites

- direct imports
 - largest selections (over 23 different choices)
 - largest stock on hand (outside of China)
 - lowest prices
- Send for free catalog.

Dear Dealer: Order now while all selections available. Write for free catalog and the discounted price list.

EASTERN SEA, INC. 717 Grant Ave., San Francisco, CA 94108 (415) 391-8217
(the CHINATOWN KITE SHOP in the heart of Chinatown)



\$6.99 ea.
postpaid

Calif. residents
add 6.5% tax

YOUR BEST REEL ALTERNATIVES

Before you buy a kite reel, decide on the features you want. Check the features and prices of the various makes. Compare them with the features and prices of the W. O. Weathers & Sons reels. When all comparisons have been made, ask yourself the following question: WHO OFFERS THE BEST REEL ALTERNATIVES?

MULTI-WINCH™ NO. 7 FEATURES

Uniquely angled handgrip that permits you to hold a hard-pulling kite comfortably.

Auxiliary crank that gives you a 2:1 mechanical advantage over the kite. The crank slips easily into your pocket when the regular winding knob is used.

Heavy duty spool holds a mile or more of 30 lb test monofilament line. Smooth flanges on the spool permit you to spill line over the side (as does a spinning reel) for smooth, fastest possible payout. Retrieval speed is well above average.


Drag brake that you can hold for a light drag or set for a full lock.

Wrist cord that keeps the kite from snatching the reel away. Cord also slips over your belt or other anchor for hands-off flying.

Hardwood sidebeam permits easy attachment of your pet idea (line guide, pullup rod, etc.).

Compact design with extremely good strength/weight ratio.

Easy spool changing (buy extra spools for fast line changes).



PRICE COMPLETE: \$24.50.

Extra spool No. 7S (with crank anchors) \$7.50

Replacement crank No. 7C \$8.00

PRICE \$16.50 (without crank anchors and auxiliary crank as shown).

Extra spool No. 7P (without crank anchors) \$6.00

SOME MORE REEL ALTERNATIVES FOR YOU

We make eight additional models of reels, including the popular MONO-WINCH™ No. 6F kitefishing reel and the twin-spool TWINGLE for dual-line kites. These inexpensive reels are now stocked in kite stores in Anchorage, Alaska; Atlantic Beach, Florida; Winslow, Maine; Vista, California; and many points in between. If you can't find the reel you want in **your** local kite store, feel free to write us for descriptions and prices of our other eight reel alternatives. All inquiries speedily answered.

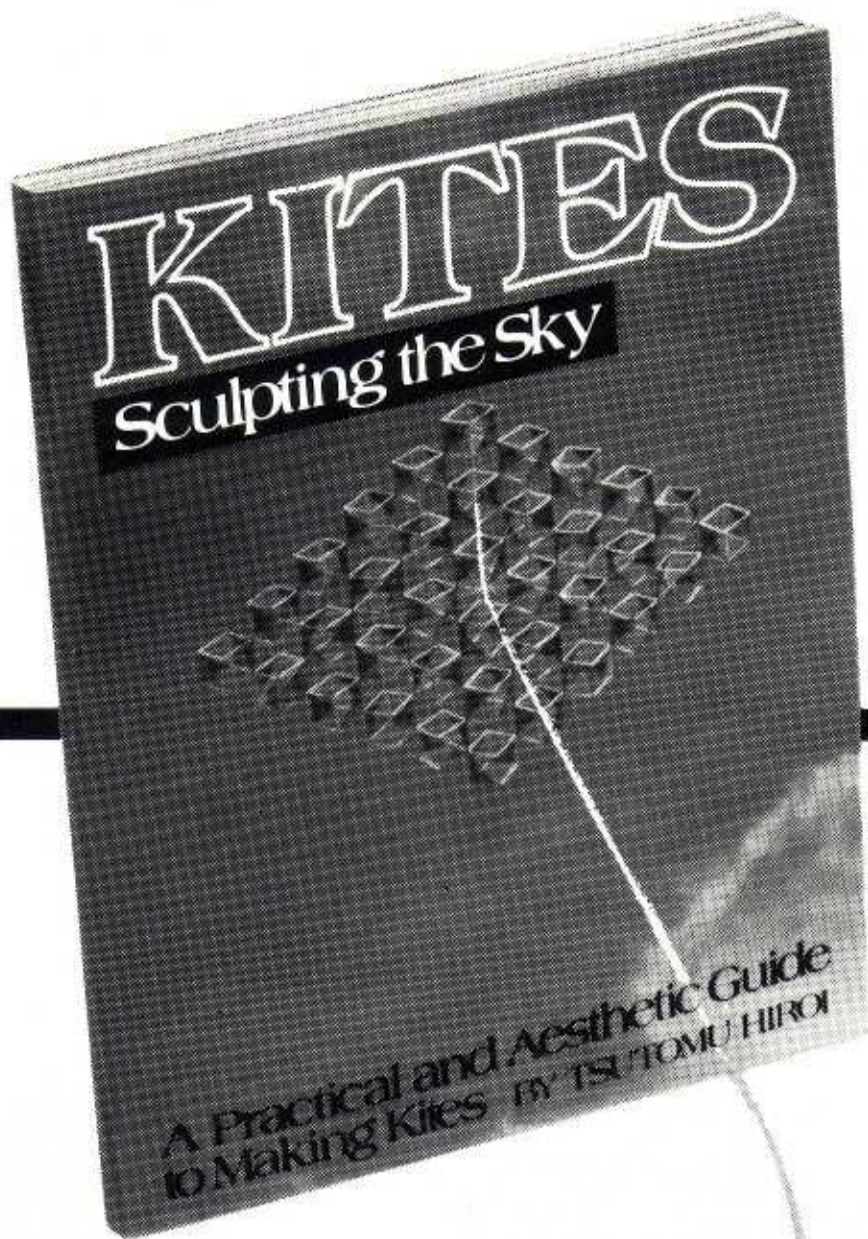
NOTES

All of our reels are made from recycled spools. Handgrips on the MULTI-WINCH are 3.5" between flanges. Extra-large hands won't fit unless the inner grip flange is cut off.

All shipments postpaid in the U. S.;
money orders bring faster service.
No COD.

Address all orders & Correspondence to:
W. O. Weathers & Sons
17707 S. E. Howard St.
Milwaukie, OR. 97222

™
Trade Mark of W. O. Weathers & Sons.



The classic book on kites from the kite capital of the world

The country, of course, is Japan, where kite-flying is an expression of fine art. And for kite aficionados, this book is unequalled. The fundamentals are all here: aerodynamics, materials, equipment, the how-to's of box kites, *gunya-gunya* kites, bamboo frames, sky climbers, hummers. Plus there are helpful appendixes on wind speed measurement, Japanese kite terms, Japanese and American kite festivals and associations, and kite specialty stores.

But KITES takes you far beyond the basics. The sheer visual appeal of the hundreds of kites shown will send your imagination soaring. You will want to create your own inspired contribution to this exquisite and ancient tradition—sculpture in the sky.

Translated from the Japanese by Alan Wolfe


Foreword by Valerie Govig. Over 300 color and black-and-white photographs and diagrams. \$4.95, paper, now at your bookstore.

 **PANTHEON**

What's New

... Continued

kite enthusiast (I intend to have one in my collection of kite books) but it should not be used by anyone with limited experience who wants to build and fly kites. A.P.I.



Copyright © 1978 by Susan Tyrrell


TRANSLATED AT LAST

Kites: Sculpture in the Sky, by Tsutomu Hiroi, translated by Alan Wolfe (Pantheon Books—Random House, 1978), 144 pages, 16 color photographs and many black-and-white photos, paperback, \$4.95.

Those of us who have seen any of sculptor Hiroi's six Japanese books on kites have hoped to see his work in English. This translation fulfills that wish.

The book starts with a very brief survey of kites worldwide, followed by a more detailed account of the economic, social, artistic and technical history of kites in Japan. Hiroi divides the traditional, mostly flat kites into seven major categories according to shape. Each group is illustrated with pictures. The most outstanding feature of these kites is their color, so it is unfortunate that these pictures are all black and white. In some cases the pictures are not keyed well to the text. An Edo Period (1603-1868) paper-lantern box kite is mentioned, but not illustrated at all. There is a good list of giant-kite festivals with impressive pictures.

The brief discussion of basic aerodynamics is largely incorrect, but fortunately the lack of scientifically exact theory has never been a serious obstacle to making or flying kites. The metric equivalent of Brummitt's three-pounds-per-square-foot rule for line test strength is quoted. A kite's pull depends on many things and



MANUFACTURERS

SKY-RO-GYRO®
OCTOPUS

SKYSPORT™
CHINESE KITES
POPULAR KITES

DRAGONS
SPOOLS

SUPPLIERS

SEND FOR BROCHURE:

RIVER CITY KITE WORKS
P. O. Box 26202
Sacramento, CA 95826
(916) 383-6926

RIVER CITY KITE WORKS
P. O. Box 9695
HONG KONG
(5) 981-7964

Now, from ULTRA KITE . . .

Two High Performance Fliers At Great Down-To-Earth Prices!



FIREBIRD photographed in flight!

The FIREBIRD is a winged sled based on an original Ultra Kite design. It features tremendous lift and great stability. It's a big 42" wide x 35" high x 18" in depth (keel tips to back sail panel). WindForm™ adaptable design changeable for different strength winds. Original FIREBIRD design printed in brilliant red on white. Requires 20 to 25-pound test line. Retail price: **Only \$7.95, plus \$1.00 for shipping.**



STAR BIRD photographed in flight!

The STAR BIRD is a winged, triangular box kite patterned after one of the greatest flyers of all time . . . the Conyne or French Military Kite. It's a big 35" high x 33" wide with 10½" deep triangular cells. Excellent lift and stability are performance features. Original STAR BIRD space design printed in brilliant blue on white. Requires 15 to 20-pound test line. Retail price: **Only \$5.95, plus \$1.00 for shipping.**

PROFESSIONAL KITES AT REASONABLE PRICES

How can we do it at these prices? DuPont's miracle chemical/fiber (TYVEK) made it all possible. It is waterproof — shrink and stretch-proof — can be accurately bulk machine cut — and is cheaper than cloth. Also, because it is extremely tough and tear-resistant, it lends itself to speedy (stapled) assembly. And it is combined with top quality model airplane Spruce hardwood framing that provides the strength, accuracy and "flight balance" essential to three-dimensional kites.

A high performance ULTRA KITE is easy enough for beginners, active enough to satisfy the pros . . . all for only a few dollars more than the smaller, simple models generally available. (Not recommended for pre-teens, however, since they can exert a pulling force over 100 times their own weight). All kites shipped in 48 hours with full instructions.

OUR UNCONDITIONAL GUARANTEE

If you do not feel your Ultra Kite is the best quality, best flying model you have ever owned *for the money*, return it in 60 days for a full, unconditional refund. (Now in our third season, this guarantee remains unchanged as the strongest endorsement of quality offered anywhere in the industry).

MONEY BACK ORDER FORM

Yes, I would like to order the following Ultra Kite(s) on your money-back guarantee. (Sorry, we have no other models or kite materials for sale at this time).

_____ FIREBIRD(S) at \$7.95, plus \$1.00 each for shipping: Total _____
_____ STAR BIRD(S) at \$5.95, plus \$1.00 each for shipping: Total _____
Total \$ _____

Yes, we ship anywhere in the world at no extra charge via boat (allow two months delivery). For speedy Air Mail delivery anywhere overseas, add \$3.50 extra.

Retailers, check here if you would like to receive wholesale price information (wholesale minimum, one-half dozen mix or match on models)

Name _____

Street or P.O. Box _____

City _____

State (or Country) _____

Code (Zip or Other) _____

Send Check, Money Order, or (overseas) American Money Draft to:
ULTRA KITE • 904 Century Building • Pittsburgh, Pa. 15222



What's New

. . . Continued

its area is not the most important one.

Although Hiroi stresses the importance of proper aerodynamic functioning, his ultimate goal is the development of joyful, original, creative kite designs. The practical information on kite making and flying is clear and useful. The pictures of knots are the clearest I've seen and the section on the technique of working bamboo is very helpful. Detailed instructions with dimensioned diagrams and step-by-step photos are given for making a box kite, a sled and a butterfly line-traveler. There is some information on Japanese materials and tools, so it is regrettable that familiar Western kites were chosen to illustrate construction techniques, rather than some traditional Japanese designs. Perhaps the original book was intended to introduce Western ideas into Japan. Dimensioned plans and a photo are given for several more kites. The dimensions are in metric units, but factors for converting them into English units are listed in an appendix. These plans are not accompanied by detailed instructions and lists of materials, but this allows flexibility in the choice of techniques and use of available materials. Hiroi's own contributions to sculptural kite design are well covered. He excels in elaborate, multicell box kites made from various combinations of rectangular, triangular and circular elements. His inspiring 11 x 15-foot 144 square-element, rhomboid box kite, featured on the cover, is an elaboration of the one described in the detailed instructions.


The appendixes include a Beaufort wind speed table, a glossary of Japanese kite terms and a bibliography, plus lists of kite associations, festivals and stores. There is a table for calculating the altitude and downwind distance of a kite from its straight-line distance and elevation angle, but it is not labeled or explained. Straight-line distance is in the left column and elevation angle is across the top. Height and distance are given in the body of the table. Lengths are in meters, but any other unit of length could be used as long as it were used consistently throughout.

In spite of its minor defects and difficulties of translation, this book is a worthwhile addition to any kite library. While its coverage partially overlaps that of Tal Streeter's *The Art of the Japanese Kite* and Tadao Saito's *High Flyers: Colorful Kites from Japan*, it has a much greater emphasis on creative kite making. It is hoped that an enthusiastic reception for this book will encourage other translations from the land of kites.

G.J.H.


Zenith Kites

MAKERS OF THE
FINEST CRAFTED
MYLAR KITES



THE RAY FIGHTER 35 Ft. Tail • Artistically Hand Silk-screened • Offers the grace and beauty of the serpent yet is as maneuverable as a true fighter • \$7.00

THE MYLAR FIGHTER Tops in Mylar maneuverability • \$6.50



THE OCTOPUS KITE 30 Ft. Long • Multi-tentacled
• Rainbow Colors Available • Lofts in a wide variety of wind conditions • One of the easiest flyers • \$10.00



THE SERPENT KITE 45 Ft. Long • Colors Available: Red, Purple, Green, Blue, Orange • As easy to fly as the Octopus, but with one long tail • \$8.50

Send Orders To: **Zenith Kites** P.O. BOX 99413 • SAN FRANCISCO, CA 94109 • (415) 564-4225

WHOLESALE PRICES ON REQUEST • ALSO DISTRIBUTED BY KITeworld

Kites in Museums:

EAST

THE TOKYO KITE MUSEUM

Story and Photographs
by David M. Checkley

Shingo Modegi was surely one of the most generous men in kiting. One of his last acts* was to present to Tokyo and the world its first museum devoted entirely to kites. It occupies the entire fifth floor of the building he owned in the heart of the city, a section that is said to be the most expensive real estate in the world.

Modegi had the idea for the museum after seeing a small boy pointing at one of his Yako kites and asking his father what it was. Modegi immediately decided that

**The recent death of Shingo Modegi is reported on page 30 of this issue.*

all children in Japan should have the opportunity to learn about kites—not only those made in their own country but kites from other countries as well.

The kite museum, which opened on November 15, 1977, currently displays over 200 kites selected from Modegi's collection of some 2500. Most are traditional Japanese models, including a number of antiques and representative kites by the most prominent contemporary kitemakers, such as Hashimoto, Yanase, Iwase and Morimoto. In addition there is a large case of miniature kites.

The exhibition was designed by Tsutomu Hiroi, professor of sculpture at Tokyo Gakugei University and author of five excellent kite books [one recently published in English in the U.S.; see the

review in "What's New" elsewhere in this issue], with the assistance of architect Tomio Kaneko. The museum occupies about 3000 square feet of space, with kites filling the entire ceiling area and several glass display cases, all skillfully illuminated. One of the features is an elevated platform covered with tatami mats and a charcoal brazier for tea ceremony and also for kite making demonstrations. Teizo Hashimoto, the last great kite maker in Tokyo, gave a demonstration at the opening of the museum.

During the month of January, the traditional kite season in Japan, demonstrations are given every day. The museum is open daily, except Sundays and holidays, from 10 AM to 5 PM. Admission is 100 yen for adults and 30 yen for children. Special arrangements can be made for groups; the Sunday before my visit it was opened for a tour of 150 schoolchildren.

The exhibition is changed every three



East and West

WEST

months to show other kites from Modegi's collection and to exhibit kites from other parts of the world. It would make an excellent project for AKA to assemble a group of typical American kites, both commercial and handmade, for one of the shows. Similar arrangements are planned to be made through kite people in Korea, Taiwan, the Philippines, Malaysia, France and England.

Aside from his prominence as honorary head of the Japan Kite Association, Shingo Modegi was best known as proprietor of one of the best dining places in Tokyo—Restaurant Taimeiken. The museum is on the fifth floor of the restaurant building at 10-12-1 Chome Nihonbashi, Chuo-Ku, Tokyo, immediately east of the Tokyo Department Store in the Nihonbashi district. This new and illustrious attraction will surely add to the incentive of Westerners who are planning to make a kite pilgrimage to Japan.

THE SMITHSONIAN'S KITE EXHIBIT

By Valerie Govig

Photographs by Theodore L. Manekin


When the Smithsonian's National Air and Space Museum opened in 1976, kitefliers looked in vain through the entire building (about 300,000 square feet of space costing \$40 million) to find a single kite. (The museum gift shop contained kites, but not the exhibits.) This neglect prevailed despite the importance of kites in the history of flight and despite Paul Garber's influence on their behalf.

Paul had been telling us for years that he was collecting important examples of kites and trying to persuade the present curators (Paul himself, as Historian Emeri-

tus of the NASM, didn't have the last say) to mount an exhibit of kites. Anticipation was keen when at last kites were honored with a place of their own in the Museum.

At 8:30 in the morning, June 30, 1978, a new gallery opened at the NASM west end called "Flying for Fun." The opening was a rather gala affair, with printed invitations, coffee and Danish served and lilted "Kites Are Fun" music piped in. Friends of the museum, of kiting and of other air sports hobnobbed, ogled, passed compliments around and had a fine time.

In retrospect, however, it is no use pretending that the kite portion of the gallery isn't a disappointment, not because of its quality but because of its size. All the following air interests are represented about equally: boomerangs, hang gliding,



Kites in Museums: East and West

...Continued

sky diving, model airplanes, flying disks (Frisbees), soaring, hot air balloons—and kites. The space allotted to all these together is 50 by 80 feet, with a 90-foot ceiling. Inevitably, there is selectivity—one has to say *extreme* selectivity—in a situation like this. Among the missing is the notable designer of the Parafoil, Domina Jalbert, although a sport parachute using his uncredited design is on display. And AKA (sigh!) is unrecognized.

Rather than dwell on the minuses, though, let's look at the pluses, which are significant.

All the kites on display are authentic or restored models representative of important historic periods or uses made of kites. The museum and all kitefliers owe a particular debt for the saving and restoring of these models to Paul and Irene Garber. One might puzzle over the "Fun" in the gallery name when the basis of selection

for the kites is strictly as examples of historic import. This contradiction aside, the kites are well selected.

A richly colored Chinese dragon of 1876, fragile with age, stares fiercely from its glass case, a proud reminder that China is the land of origin for kites. The same case contains other delicate examples: a lovely Chinese butterfly, a bowed pear kite (a copy of an 1836 craft), a Langley airfoil box kite of 1887, several handsome reels (Garber copies of Chinese, Korean and Japanese designs) and a Samuel Potter box kite. Perhaps most riveting is Bevan Brown's lifelike eagle kite. It is the only example (but a choice one) of the renewed enthusiasm for kiting in the present day, which the Smithsonian Kite Carnival, among other activities, nurtures regularly.

Under separate glass resides a large two-sticker covered in shabby brown fabric. The average visitor might pass it by think-

ing that Charlie Brown should have let that one go down the sewer. It is none other than an authentic kite from the hand of America's original, William A. Eddy. It deserves close inspection: framed in wire, its spine pierces its bow stick, and the intersection is carefully reinforced. Paul Garber acquired this kite from Eddy's daughter. He did not make a new cover for it, despite the several torn places. He wanted to keep it "all Eddy." His attitude was expressed in his question, "Would you replace the Venus de Milo's arms?"

Along the same wall are displays of aerial photography by kite with a sketch of Garber's own camera rigging, as well as a captioned photo of a meteorograph launched by U.S. Weather Bureau kites.

Several kites hang overhead. This arrangement takes appropriate advantage of the soaring space, with its sense of the open air drawn from the west wall, which is entirely glass. Interior air currents keep the hanging kites in constant slight motion. Thus suspended are an Alexander Graham Bell tetrahedral kite (re-covered original cells), a Navy Target Kite (inventor, Paul Garber), a deltoid of 1885 made by Charles E. Duryea (the automobile pioneer), a Perkins-Conyne design and a U.S. Weather Bureau box kite of 1885. The details of these kites are beyond view, a compromise for the sake of effect that is probably justified.

Certainly the gallery is beautifully done, with easy-to-read graphics, colorful selections, accurate legends and well-planned and carpeted traffic flow. There is little fault to be found with it, and much about it to praise. One could only want more. According to Paul Garber, there are indeed more kites to come and a good chance of a special exhibit of kites to be held at the Museum in the future.

I strolled through the kite section of the new gallery, reading everything and studying all the examples, in about half an hour. This is probably just about right for a visitor who is trying to "do" the whole museum in a day or less. But knowing what I do of kites, I believe a whole museum could be filled just with them. I am sure there are enough kites and kite lore in the world to hold me spellbound for much longer than half an hour, or even half a day—perhaps half a week. A true international museum of kites remains to be built. But as the poet says, "What's a heaven for?"



Clockwise from top left: Entry display; Paul Garber, balloon in hand, conversing with aviation historian Charles Gibbs-Smith; grouping from left, Undersecretary of the Institution Michael Collins with Valerie Govig of KITE LINES and Paul Garber; a visitor studies the exhibit; original Eddy kite in glass case.



WE BELIEVE THAT
LIFE IS JUST
A BREEZE.



VEEKAY INTERNATIONAL

4784 Briarbend Trace · Stone Mountain, GA. 30088 [404]688-7874

We carry a complete line of imported kites, custom made kites, domestic kites and kite supplies. Ask for our wholesale price list. Kite for kite, VEEKAY cannot be undersold. We will match any price on any kite we carry. Our price tags give us away.

KITE SHOP

Omni International
Atlanta, Georgia

1601 Biscayne Blvd.
Miami, Florida

Empty Spaces in the Sky...

SHINGO MODEGI DIES, JAPAN'S KITE CONNOISSEUR

By David M. Checkley

Larry Hoffman, *Kite Lines* correspondent in Tokyo, reported to me that Shingo Modegi died from cancer on June 1, 1978, at the age of 67. He had been seriously ill for the last year. The official wake was held at his restaurant, Taimeiken, on Sunday, June 18.

Modegi Senior (as most of us American kitefliers knew him, since he is survived by a fine kiteflier son, Masaaki), was one of the most prominent men in Japanese kiting, serving for many years as honorary president of the Japan Kite Association, which makes its headquarters at his restaurant in the Nihonbashi district. Thanks to Modegi's hospitality, Taimeiken was the scene of many Japan Kite Association banquets.


One of Shingo Modegi's last acts was the creation of the Tokyo Kite Museum

on the fifth floor of his restaurant building, where he could show a part of his collection of 2500 kites.*

Modegi had traveled extensively in the Far East and Europe, spending much time in France learning the culinary art he practiced so well (he is the author of several excellent Japanese cookbooks on French cooking) and flying kites; he once flew an Edo kite at the Eiffel Tower. About two years ago, he led a J.K.A. group on a trip to Kuala Lumpur.

Modegi's son and grandchildren frequently attended the J.K.A. kiteflies at Tamagawa with him. His son Masaaki now manages the Restaurant Taimeiken, which continues to be one of the best in Tokyo and the favorite of all local kitefliers as well as visiting enthusiasts from all over the world. Shingo Modegi will be sorely missed by all of us who knew him.

**A story on the Tokyo Kite Museum appears on page 34 of this issue.*



Shingo Modegi as photographed by Tal Streeter, who adds: "The worn volume in front of Shingo is the diary he carried on visits to foreign countries; sketches of French pastries and notes on kiteflying fill its pages."



Milwaukee Journal Photo

FRANK MOTS, 88, KITE KING OF MILWAUKEE

By Alex P. Dobish, *Milwaukee Journal*

A man who refused to get old and instead became an expert on kites died in Milwaukee, WI, at St. Joseph's Hospital on May 10, 1978, at the age of 88.

He was Frank Mots, the well-known acrobatic kiteflying king. He had been ill with a heart condition for some time.

He was with his beloved kites until near the end. On his birthday, May 1, his wife, Elma, also a devoted kite fan, deco-

rated his hospital room with a dozen of his famed prize-winning kites—including such masterworks as Frankenstein's Monster, the Egyptian Torso Dancer, the Mexican Sun God and the widely known Circus Wagon Wheel.

Mots lived kites. In 1955, he was a retired insurance agent. He recalled some years ago that it all began as a sort of joke. He wanted some extra money and inquired at an insurance agency if they could use him. He was told sarcastically to go fly a kite. They couldn't use a 66-year-old insurance peddler.

Because he was getting fat and needed exercise, Mots designed and built his first acrobatic kite. He became a familiar figure along the lakefront where he tested his kites which, he discovered, were coveted by not only the young.

So Mots became a businessman at an age when many men retire, designing and manufacturing kites in more than 70 designs and shapes. He operated Mots Original Acrobatic Kites on the West Side of Milwaukee.

He marveled at what kites, properly designed and flown, could do. He always wanted to design one that could precisely duplicate everything a bird did in flight.

He came close.

In 1971 he startled kitefliers in a na-

tional competition at the Smithsonian Institution in Washington, DC. Dressed in a tuxedo, he took second place.

Mots in his tux and Elma became recognized figures kiteflying at exhibitions, such as Expo 67 in Winnipeg, Canada, and others all over the country.

"Oh, the fun we used to have," Elma Mots mused. "In Winnipeg we got \$40 a day for nine days for flying kites about an hour and a half a day. Not bad for an old man."

His kite tails, made by Elma, were famous. Usually he had four 50-foot tails. In a Canadian exhibition he once used 600 feet of tail to the delight of the crowd.

He is survived only by his wife—and many friends.

The new Kite Society of Wisconsin conducted its first event, the Frank Mots Memorial Kite Festival, on September 9, 1978, at the lakefront area in Milwaukee. "We who enjoy kiting hope to realize this festival as an annual event," says Verdell de Yarman, Society Secretary. Elma Mots is an honorary member of the Society, which has monthly activities planned. The group invites local kitefliers to join by contacting James de Yarman, President, Kite Society of Wisconsin, 2943 N. Dousman, Milwaukee, WI 53212. ◇


Introducing Llummar Star Kites,[®] Spectra Kites[®] & Superb Cloth Kites.[®]


Our most exciting kite line up. Featuring bold color and design innovations.
All are wind rated for year-round flying.



SPR 79

1979 Catalog





Dragons

- 7510-20 75 foot Rainbow (rainbow hues)
- 4510-20 45 foot Rainbow (rainbow hues)
- 2510-20 25 foot Rainbow (rainbow hues)
- 4510 45 foot Dragon (assorted solid colors)
- 2510 25 foot Dragon (assorted solid colors)
- 4510-S 45 foot Spectra® Dragon (Spectra graphics)
- 2510-S 25 foot Spectra® Star (Spectra graphics)

Available in an array of splendid colors and sizes. Their beauty in flight and acrobatic performance makes them best sellers. All are ready to fly, packaged in all new four color handle carrying case with a window for excellent product visibility. *Wind rated 1 thru 4.*

4510 - Tut 45 foot Dragon Kite: Limited edition "Treasures of Tutankhamun Exhibition" Llummar Kites, commissioned by the Seattle Art Museum, each kite is emblazoned with a golden art design from the Tut Treasures.

Spectra® Silkies

- 105 Silky "The Flying Ribbon"
- 106 Woggie "The Sky Hopper"
- 107 Wigglet "The Flying Wiggler"

"The family of flying ribbons, are a small (10 feet long) but excellent version of the classic Dragon Kites" Packaged in a new 4 color header bag with product view window its priced remarkably low for a real Llummar-Spectra Kite. They will literally fly out the door. Ready to fly! For assortment order #108 *Wind rated 2 thru 5.*


Octopus Kites

- 3515-S "Octar"® The Octopus Kite
- 1515 25 foot Giant Octopus Kite

Our whirl wind success story are these multi-tentacled Octopus Kites. The economically priced Octar has been setting sales records nationally, since introduction last year. Ready to fly from their new four color handle carrying case with a window to better view the brilliant graphics and colors. *Wind rates 1 thru 4.*

Centipede Windcraft

104-"The Bug"® 20 foot Centipede Windcraft: "The Bug is a flamboyant totem pole looking arrangement in the air. It is one of the most spectacular commercial designs you will ever see in the air.*" Also, The Bug received first place trophy for the best commercial kite at the renowned Long Beach 50th Annual Kite Contest. Packaged in a



richly colored carrying case, The Bug displays its majestic 4 foot wing span. Ready to fly. *Wind rated 2 thru 4.*

6515 Llummar® Star Fighter: One of the quickest, most responsive kites available. Assorted colors and graphics. Plastic snap lock carrying case with instructions. Ready to fly. *Wind rating 1 thru 3.*

1500 Sled Kite: Vented version of the great "Scott Sled Kite". Bright red Llummar with graphics. Fantastic in thermals. Poly tube with header, ready to fly. *Wind rating 1 thru 4.*

Box Kite System®

- 7500-4 4 Wing Box Kite (36" x 28" x 28")
- 7500-6 6 Wing Box Kite (36" x 40" x 28")
- 7500-8 8 Wing Box Kite (36" x 51" x 28")

Now, for the first time kite fliers everywhere can follow in the footsteps of great names in the history of box kites; like Cody, Hargrave, Conye, Maillot and many others with the LSK Box Kite System.

Ready to fly from the colorful header poly bag or make a Box Kite System from the instructions provided. *Wind rated 2 thru 6.*

"Lifetime of Enjoyment Superb Cloth Kites"®


- 530 30 foot Rainbow Dragon Kite

Ready to fly from its portable carrying case these exquisite kites are great fun both in the sky and as decorator pieces. Nine rainbow hues on each kite with assorted applique graphics. *Wind rated 3 thru 5.*

540 4 foot Custom Diamond Kite: The famous diamond kite is made from lively colored cloths with choice graphics appliqued on its body to accent anyones piece of the sky or interior design. Ready to fly. Packaged in header poly tube. *Wind rated 2 thru 4.*

550 5 foot Soaring Eagle: This proud bird is brilliant in the air, multi-colored applique panels adorn the kite's facade. A masterpiece of kite design and art form. Ready to fly. Poly header bag packaging. *Wind rating 2 thru 4.*

*KITELINES. Quarterly Journal of the American Kite Fliers Association.





4510-S

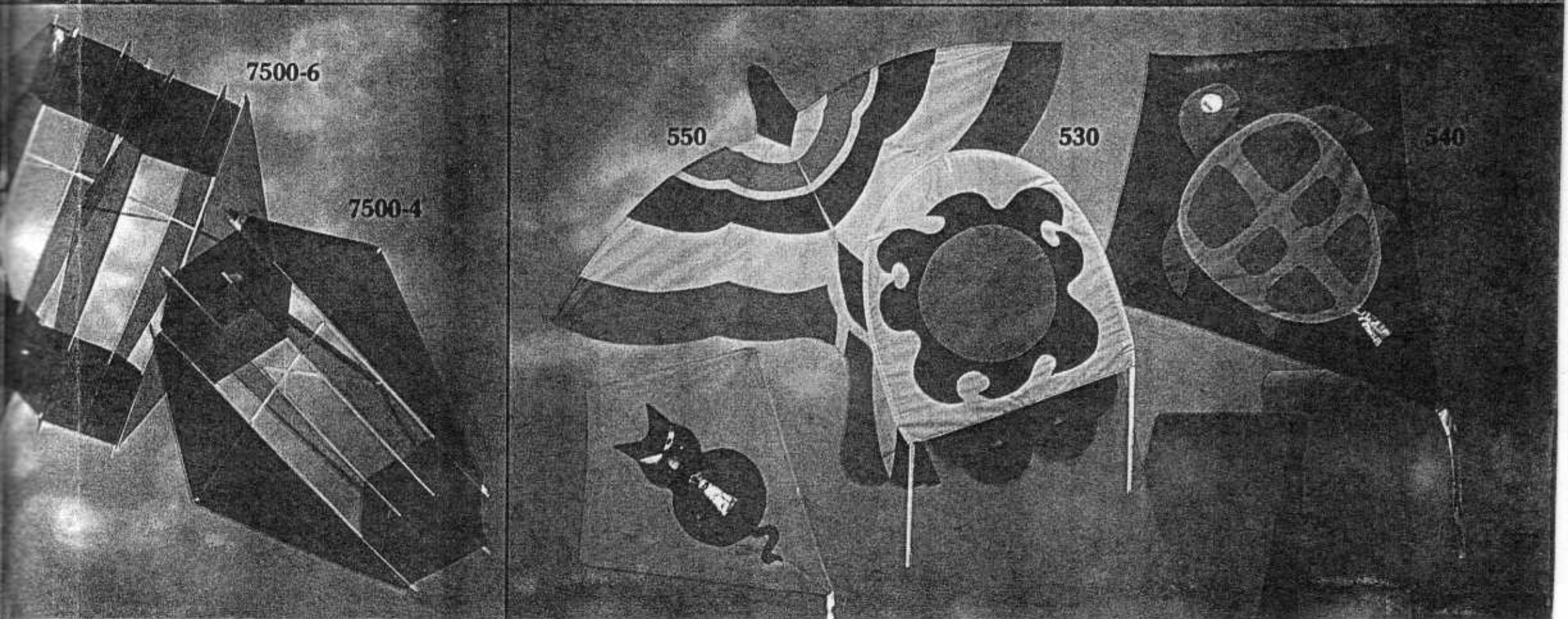
2510

4510

1515

105

2510-S




7500-6

7500-4

550

530

540



GB Gift Box: Beautiful 4 color process box with carrying handle, flying fun photographs & graphics, can be used as a mailing box for all Dragon Kites.

TS Llummar Star Kite T-Shirt: Ride the Wind, quality T-shirt, stylish graphics, assorted colors, S.M.L.

HB Lrg. Sm. Handle Bags: Heavy gauge plastic with snap lock, quality rigid handle. With or without logo. Two sizes 22" x 24" and 14" x 16".

DLR Llummar Star Kites Dealer Window Sticker: Denotes quality LSK products are sold in your store, new inside the window sticker w/non fade inks.

KFC Kite Fun Center: Floor display stand accommodates variety of kites and spools 23" x 20" floor area.

1000 Fancy Indian Spools: Imported Indian lacquered wooden spools, excellent and very practical for free style kite flying. Assorted colors with 20 lb. test Nylon line/500 foot length.

465 LSK Flying Line: Pocket size, 15 test 500 feet polyester line, shrink wrapped with label, shipped inside Custom Merchandiser.

469 LSK Flying Line: Same as above except 25 lbs. test 500 feet.

470 LSK Flying Line: Same as above except 40 lb. test 500 feet.

2250 Spool Proof: Hand held spool molded of high impact plastic with 10 lb., 20 lb. and 30 lb. test Nylon line. Great for kite fighting.

COLORS: R-Ruby Red, B-Royal Blue, G-Kelly Green, F-Rose Fushia, P-Plum Purple, Y-Sunshine Yellow, S-Spectra Colors and more!

★ The Llummar Kite series are built with Martin Processing Llummar Polyester film because of its great tensile strength 25,000 to 30,000 pounds per square inch, outstanding color brilliance and special weatherability (ultra violet stabilization) giving Llummar a service life expectancy of over 15 years. Available in all popular model and price points.

★ The Spectra Kite Series is manufactured from the same excellent polyester film as Llummar. Spectra Kites, our (LSK) registered trademark, is a proprietary processing of polyester film to reproduce a spectrum of radiant colors on each individual kite. Total area is covered with color. Available in all popular models and price points.

★ Superb Cloth Kite Series: Another product line which will be the wave of the

future as consumers become more quality conscious, demanding new ideas with greater sophistication. Our "Lifetime of Enjoyment" cloth kites meets that challenge. The quality of workmanship, fine nylons and polyesters, exotic applique graphics and rich colors befits the excellence of design. Available in 30 foot Rainbow Kite, 4 foot Diamond Kite, and the 5 foot Soaring Eagle.

★ Currently LSK is the full line kite manufacturer using Llummar, Spectra and fine cloth materials which make our products the finest in terms of raw materials. Llummar Star Kites, formerly, Mylar Star Kites has achieved an excellent reputation for producing the highest quality kites.

★ Genuine Consumer Satisfaction. The phenomenal growth of kite flying through innovative LSK ideas, space age materials, high performance, plus the fun and exciting self expression involved in flying is luring people into year-around kiting.

★ Creating unique displays by suspending kites from empty ceiling and wall space is an effective merchandising tool as well as an attractive dressing for your store.

★ LSK offers custom designed and imprinted kites for premium and promotional markets.

Llummar Star Kites Wind Rated® Kites

(Using Admiral Beaufort's Wind Scale)

Beaufort No.	Name	MPH	Description
0	Calm	Less than 1	Calm: smoke rises vertically
1	Light air	1-3	Direction of wind shown by smoke but not by wind vanes
2	Light breeze	4-7	Wind felt on face; leaves rustle; ordinary vane moved by wind
3	Gentle breeze	8-12	Leaves and small twigs in constant motion; wind extends light flag
4	Moderate breeze	13-18	Raises dust and loose paper; small branches are moved
5	Fresh breeze	19-24	Small trees in leaf begin to sway; crested wavelets form on inland water
6	Strong breeze	25-31	Large branches in motion; telegraph wires whistle; umbrellas used with difficulty


**Riding the wind
of popularity
everywhere.**



©1978 Llummar Star Kites
3519 Caribeth Dr., Los Angeles, CA 91436
(213) 988-6636

VIC'S FIGHTER KITES

first in single-line maneuverability



BLACK FIRE BALL

1 Seller: Red Ball with yellow flames surrounded by black

Send \$7.50 (Calif. residents add state sales tax) to:

International Kite Company
P. O. Box 3248
San Diego, CA 92103

(714) 239-1992

Dealer inquiries invited



The kite that makes it all easy. For fliers age 7 to 70, male or female. Do spectacular aerial maneuvers, with or without a long tail. Or just fly it steady. Have tail-cutting fights or kite-to-kite fights (*i.e.*, without tails). No crash traumas with Vic's—they're made of tough, Mylar.[®]

Crafted with sophisticated simplicity, Vic's fighter kites have interchangeable cross spars, making it possible to fly in *light, medium* or *heavy* winds. An adjustable bridle changes the kite's response, for contests or easy flying. Brilliantly decorated in 5 dramatic designs. Or choose your Vic's in clear Mylar (not shown) and paint your own design!

Kite comes ready to fly with 70 yards of flying line and complete instructions. An excellent gift idea, it's packaged in a glossy colored tube so no gift wrapping is needed. The tube is also convenient for storage of your Vic's, or transporting it to the flying field.

Flying Bird



flying bird \$5.00, plus 75¢ postage and handling.

**de Ruymbeke's J&M sold by:
Coventry Sales
1811 ^{NW} Coventry Rd.
Cleveland Hts. Ohio
44118
216-371-9701**

- best wholesale prices nationally
- packaged with English instructions
- same day shipment
- flying bird T-shirts, posters, and extra rubber bands also available (send s.a.s.e. for price list)

Streeter in Paris

...observing clear windy skies, acres of chateau lawn and a vertical tennis game—à la Fête du Cerf-Volant

Story and Photographs by Tal Streeter


European kite festival doesn't appear in Webster's or any other dictionary. Its proper definition in journalistic terms would follow the "beginning, middle and end" formula required of all reporters. Kite festivals, however, by virtue of their special kaleidoscope-like nature, are not easily molded and constrained by precise accounting. Instead the kite festival is a little bit like a three-ring circus of color and aerial acrobatics accompanied by a lot of lion-taming maneuvers on the ground—multiplied by the number of kite acts dotting the skies above: bright patterns of color speeding rapidly up and down, a kind of vertical tennis game with viewers' heads bobbing up and down in unison instead of right to left.

My formula for a kite festival story would include the standard beginning (a lot of behind-the-scenes planning and preparation), a middle (organized chaos), and no ending except perhaps something approaching total exhaustion (kitefliers don't like to go home).

The following account is a fairly accurate representation of the kite festival "facts"—as I perceive kite festival facts to be—of the recent Premier Fete du Cerf-Volant held near Paris, a perhaps typical European kite festival.

Until recently my primary experience has been with Japanese kite festivals. As I have suggested in previous writings, Japanese kite festivals are virtually indescribable. You have to be there to fully experience the exhilarating totality of kites *en masse*. European kite festivals, I have

TAL STREETER is a kitemaker and sculptor and is Chairman of Sculpture at State University of New York College at Purchase. He and his family have lived in Japan and Korea. Tal's studies in Japan resulted in his admired book, The Art of the Japanese Kite, as well as a series of his own handsome kite-art works, variously configured, each named Flying Red Line.




Count Rouge adjusts his Elytroplan.

learned in the past two years, are every bit as exciting.

Paris. June 25th, 1978. 8 a.m. We are up and away, whizzing through the streets of Paris with Tsutomu Hiroi, who has been flown in from Japan just the previous evening, and the primary organizer of the Fete du Cerf-Volant, Glenda Cudaback. This delightful powerhouse of energy and enthusiasm, organizer in the past two years of kite festivals in Great Britain, is now at work in Paris. Glenda is Director of Promotion for the *International Herald Tribune*, the *Times/Post*-owned English-language newspaper for Europe with news and editorial offices in Paris. Co-sponsor of the kite festival is Japan Airlines, whose major contribution has been the grand prize of air tickets for two to Japan plus one week's accommodations at Tokyo's Hotel New Otani. Glenda's hus-

band is driving us in a snappy new Renault, not exactly airborne loaded down with Hiroi's large crate of exotic kites, but Monsieur Cudaback is a bit of a kamikaze and the Renault fairly flies over the cobblestones in the early morning traffic-free streets of Paris. We arrive safely at the beautiful Chateau of the Bois de Vincennes, about a (fast) hour's drive from the center of Paris to the eastern perimeter of the city.

It has rained every day for the past week and it seems most unlikely that it will be clear today, but the sky is filled with extraordinarily beautiful white, rolling clouds. The air is crystal clear, the sky a startlingly bright blue, the sun is out. The day is destined to remain virtually



Top: Inventive kites flown include the prize-winning flatiron by Georges Cavin. Below, Jacqueline Monnier and her subtle kites.

perfect until the end of the festival (the next day another rainy spell begins). Our car drives off the main roads and out into the Vincennes Park, formerly the lawns, acres and acres of them, of the chateau. In front of us now are several dozen people milling around a good-sized canvas

tent and trucks with sound equipment. The other judges have already arrived: Eric Gibson, one of the originators of London's Kite Store and now devoting himself to the promotion and development of the Flexifoil Company; and Jean-Louis Bouisset, President of the Cerf-Volant Club de France. Bouisset, Gibson, Hiroi and I are given t-shirts with JUDGE written in big red letters across the chest, and we all don them, Hiroi also wearing an open *bapi* festival coat from Japan, and I an elaborately embroidered cowboy shirt, "from America." Hiroi and I busy ourselves preparing our own demonstration kites. Gibson disappears to help the Flexifoil team set up. The Flexifoil team has driven nearly all night, their car load-



Young Moses Gibson wears a JAL button.

ed with Flexifoil gear, a Eurostack and a *Herald Tribune*/Japan Airlines special, carried across the channel by ferry. Ray Merry, co-inventor of the Flexifoil with Andrew W. Jones (who is attending a festival in Toronto), is still a bit pale from a rough crossing. The team kids him, Sid Mills noting that there was a beautiful moon out on the water and "Ray was surprisingly beautiful too, about the same pale yellow color as the moon most of the way across." Fran Ostricher is the other team member and they're all nattily attired in jackets bearing the Flexifoil insignia.

The Festival crowd builds rather quickly. Bouisset tells us that kites have been flown at the Bois de Vincennes since 1845.

I loft a 10-foot-high bamboo and rice paper Flying Red Line in gusting winds with help from several of the Flexifoil team members. The kite pulls me across

the field, cutting through cloth gloves to such an extent that I let it come down almost as soon as it reaches a height of 100 feet, going absolutely straight up, a rectangle of white and red against that beautiful sky. Though brief, and a bit painful, it was exhilarating for me, as I hadn't flown one in quite some time.

Over the heads of thousands of visitors to the festival, I see an enormously long polyethylene tube that appears to be flying like a kite, its surface decorated with colorful characters from Japanese mythology. I wonder whose it is and finally realize it must be something Hiroi has pulled out of his enormous kite crate.

Suddenly on the far side of this huge lawn (roughly the size of two football

bar—arms widespread, knuckles white and arm muscles popping under the strain of the unbelievably powerful foils, a wild grin on his face—suddenly drops to the ground, his legs together straight out in front. The Flexifoils pull him over the grass bouncing him along on the seat of his pants. The French clap loudly at this display. I doubt if many of us had ever anticipated such a thing from kites. Sid passes the control bar to Ray, who takes the train into figure eights, while Sid, smiling broadly, gives a thumbs-up sign to the enthusiastic crowds.

Somewhere in the vicinity of 6000 people are in attendance. Given the fact that this is the first French festival of kites in anyone's memory, there was



Sid Mills is pulled across the grass on the seat of his pants by a stack of powerful Flexifoils.

fields, filled now with milling viewers all stumbling around, their heads turned upward towards the sky), a stack of—how many?—eight, nine?—Flexifoils in train rushes upward at incredible speed (somewhere between 80 and 100 miles-per-hour), then whooshes down with a sort of soft, high-pitched whine one reflexively associates with speeding trains and things faster than bullets. Stopping just short of the viewers' heads, it banks sharply and speeds back up again, 200 feet up, turns with only a slight slackening of speed, then hurtles downward again. The crowds, craning their necks upward, duck instinctively as the kites appear certain to crash right on their heads, looming larger and larger, then at the last minute turning, skimming the ground horizontally just over the viewers' heads. With gusting and stronger winds building, the train pulling evenly out overhead, Sid at the control

understandable concern on the organizers' part for the success or failure of the festival. But by 12 noon there is no longer the slightest doubt in anyone's mind that France's first kite festival is already a huge success.

Four thousand delicate Kiskadee kites, made after the Caribbean design of England's Vivian Comma, are given away as souvenirs of the festival. At least half of the Kiskadees seem to be fluttering out at the end of their 15 or so feet of thin thread line.

The Cerf-Volant Club lofts a huge parafoil made by several of the association members. Six by ten feet, perhaps larger, it is made of multiple bright colors of rip-stop nylon. It is completely beyond my comprehension how one man can hold onto the flying line, and I assume that it must be anchored somewhere to a truck axle or something similarly well-rooted to

THERE'S A KITE STORE
AS CLOSE TO YOU
AS YOUR MAILBOX — & IT'S



We **handmake** a fine line of kites, complimented by a select group of accessories. Kites \$6. to \$15. Send for catalog and price list.

KITES KITES KITES
 P.O. Box 845 Bowie, MD 20715
 Dealer Inquires Invited.

**THE
 KITE
 COMPANY
 INC.**



33 W. Orange
Chagrin Falls, Ohio 44022
247-4223

the ground. The judges are arguing about the means of computing the size relative to the lift of a parafoil. Its competitor for the festival's Largest Kite award is a beautifully made rip-stop kite, a series of delta-like configurations side by side, probably 12 feet long, a single bamboo pole with polished brass fitting connecting two sections for ease of dismantling and packing—another contribution of the small but very serious membership of the Cerf-Volant Club (39 active members.) Eric Gibson insists that both kites share the first place prize and we all finally agree at his urging.

Quite some way off to the side of the flying area I notice an elderly man in a raincoat who is tossing into the air something that looks like nothing more than a model airplane wing, with a stick projecting upward from a center point—not too large, but certainly a curious object. I stroll over for a closer look and hesitatingly introduce myself in English and express my wonder at this strange device—which is quite beautiful—to a gentleman whose name I learn is Charles de Rouge—*Count Rouge*, I later learn. He is flying in both kite and glider fashion something he holds patents on dating from 1934, a flying structure he calls—printing it carefully in my little book—an *Elytroplan*. (The dictionary later steers me to the knowledge that this name derives from a word describing two-winged insects.) The *Elytroplan* has independent wings in a dihedral, separated at the V mid-point by a circle of brass tubing. Rising out of this tubing is a solid length of metal or wood about 1/4x1/2x6 inches high sticking straight up in the air; at the very top of this section is a small, plow-like form. Why this attachment doesn't just turn the whole wing over is a complete mystery—which I assume must be crucial to the *Elytroplan*'s flight. Rouge's companion tells me that the Count discovered the principle of the helicopter and did considerable work on it at the same point in time as Breguet, who is given credit for its invention. I also learn that this gentle, soft-spoken man was flying his own airplane in 1904. I give him my first, second and third prize chips, the awards judges may give independently as they please, separate from the categories of competition, and walk over to the registration desk to enter his name in the festival myself. Hiroi gives him his third place chip—he has already given Ray Merry his other prize chips—and I believe Eric Gibson gives him his remaining chips as well.

Back in the flying area, the tiniest kites are flying, some not so well. The

judges have already given the prize to a gentleman flying a three-inch-square kite made of five parakeet feathers. I missed that one, but out on the flying field Hiroi is jumping up and down dragging a 75-foot-long centipede into the air. His normally sedate, typically restrained Japanese attitude has completely reversed and one hesitates to get too close for fear that he will run right over you in his kite enthusiasm. *Tako kichi* is a phrase that I perhaps helped popularize in the kite vocabulary and it is quite manifest in Hiroi's teeth-gritting grin. He passes the line on to seven-year-old Moses Gibson, who is immediately pulled off his feet, legs spinning. Hiroi scoops him up, helping him hold on for dear life to the writhing centipede.

Now Parisian artist Jacqueline Monnier and her team of a dozen fliers dressed in white overalls stage a kind of sky ballet of groups of kites with 30- to 50-foot-long multiple tails, beautifully designed in colors and cutout shapes forming patterns of color on the sky and clouds, an aerial painting adding a touch of dramatic and elegant beauty to the generally more jumbled, rushing flash of primary colors dominating most kites which are flown.

There are hundreds of other sights and sounds which I have not mentioned and at least a thousand more which I did not see. Such is the exhilarating chaos, the "facts" of a journalistic account of the European kite festival, which are perhaps common to kite festivals throughout the world.

But there is one more kite I must describe. An iron, yes, an old-fashioned pressing iron about five feet long, iron-shaped and iron-colored (styrofoam at its core), rigid, a proper handle sticking out the back side, is skittering from side to side just over the heads of viewers. This strange object flown by Georges Cavin, 68, a watchmaker from the village of Nonancourt in Normandy (who brought 16 kites in the trunk of his car), is destined to win the prize for the most unusual kite at the festival, and ultimately the judges determine that it wins "le Grand Prix: un voyage au Japon pour deux personnes avec un sejour d'une semaine a l'hotel New Otani." It is towards the end of the day and Cavin accepts the prize with tears in his eyes.

By 6:30 the crowds have thinned, several dozen Kiskadees still flutter about refusing to go home. Keeping them company, way, way up in the sky, a dozen or more kites still fly. The judges pass around their addresses and exchange kites. By 8:30, 12 hours after the beginning of the festival, our Renault speeds back into the center of Paris. ◇

top quality fabric kites!

LEE'S KITES

3902 41st Avenue S.W.
Seattle, Washington 98116
Tel: (206) 937-9339
or (206) 937-2092

CANADA GOOSE: 70" wingspan, 36" tall. Brown body, black neck, white cheek, brown eyes, white bottom, black legs; with carrying bag. **\$35**

SUPER BAT-CHEE: 72" wingspan, 45" tall. Black head, red body and white eyes with black eyeballs; with carrying bag. **\$37**

BLACK BAT-CHEE: 72" wingspan, 43" tall. Solid black with white eyes and black eyeballs; with carrying bag. **\$32**

PTERANODON: 74" wingspan, 45" tall. Red and blue; with carrying bag. **\$37**

SUPER EAGLE: 80" wingspan, 40" tall. Head and tail navy blue, red wings; with carrying bag **\$37**

ARROW DELTA: 82" wingspan, 45" tall. Red and blue; with carrying bag. **\$22**

NATIONAL EAGLE: 70" wingspan, 33" tall. White head and tail, body red, black, brown or navy blue. Head and talons painted for realism; with carrying bag **\$37**

SNOW GOOSE: 70" wingspan, 36" tall. White body with black wing tips, red beak, black eyes and red legs; with carrying bag **\$35**

MORNING SUN-RAINBOW: 32' long. White ripstop nylon background with 2-color sewn applique, red sun, blue waves; body in 7 rainbow colors. **\$26**


DRAGON RAINBOW: 32' long. Face: white ripstop nylon background with applied blue head, red tongues, black eyeball. Body: 7 rainbow colors. **\$26**

4-ARM REEL: With about 800' nylon twine. 40-lb. test, with handy swivel snap **\$30**

2-ARM REEL (not shown): With about 300' nylon twine, 40-lb. test, with handy swivel snap **\$8**




Canada Goose



Super Bat-Chee



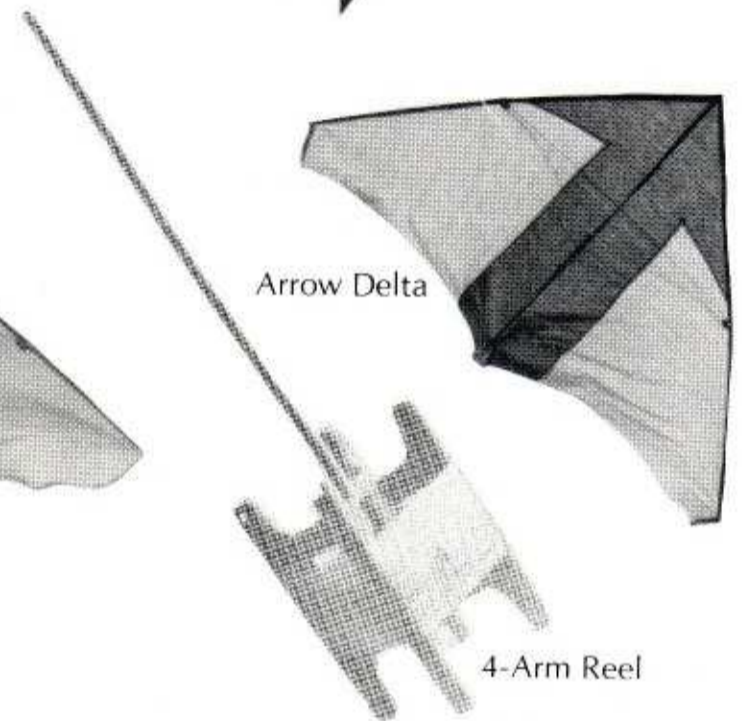
Black Bat-Chee



Pteranodon




Super Eagle




Arrow Delta


4-Arm Reel




National Eagle



Morning Sun-Rainbow



Snow Goose



Dragon Rainbow

Prices include postage and packing costs.
Washington state residents add 5% sales tax.



Kites in the Wilderness

By Art Foran

It started with a big cloth bat that never flew. When I met the bat in a big-city store, it seemed a great idea to take it backpacking on my weekly treks across the mountains of Montana.

Shortly after the start of the first trip I walked beneath a low branch. A snap informed me of broken spars. A kite must not be carried like an antenna. At the first open, breezy ridge I splinted the spar with tape, then discovered my India reel missing. Somewhere it had been pulled by brush from my pack pocket. I considered unravelling my sweater, but I was not yet a believer of the kite. Today I would trade any sweater for a kite string.

A few days later I was back in town at West Yellowstone in search of a basic American staple, kite string. A two hour search turned up not one inch of kite string in the great recreational hub of the West. That town is in trouble;

it did not have a single kite, either. I settled for tangle-as-you-go monofilament, and while waiting for my guest at the airfield, began to launch the bandaged bat. I was yet to learn of planes and kites. But no fear. Between the bat that would only fly bouncing on a wing-tip, and monofilament that would only tangle, we all stayed close to the ground.


On the way to the Grand Tetons, I located a few spools of 20¢ kite string in a mercantile store at Ashton, Idaho. Now there is a town with a future. The store sold, of all things, a funny little butterfly kite called the Gunther Schmetterling. The kite looked just right for backpacking, but I was not sure plastic would fly any better than the limping, cloth bat.

In a high meadow behind a Grand Teton I slipped the yellow butterfly into its skeleton, and in a wind strong enough to set trees waving, she tore for the sky. The first spool burned my

hands, and a very quick knot had the second line reaching for cardboard. I noticed later the label said something about not being fastened to the spool. Schmetterling, free in the gale and spinning like a blowing leaf, sailed right over the Grand Tetons. Bird watchers in Jackson Hole may still be puzzled. She might still be flying over the Wyoming sagebrush country.

That flight hooked me on kites. But I could only find two-stickers in Montana. The library introduced me to Kiteworld Inc. and I bought a wholesale quantity, expecting to sell the extra ones to kite-starved Montanans. Before I sold any the bunch was lost, drowned, torn, frozen and patched beyond recognition. I ordered a second supply, knowing certain types were better for wilderness travel. A kite's good points show as quickly in wilderness travel as those of any companion.

I knew the Gunther kites flew nicely,



Opposite page, Art Foran tries his luck with a Nisei kite he made in red-and-white with Peter Powell tail. "Just after taking the picture...I removed my gloves. That was all the lack of attention she needed to embrace those ponderosa with her 75-foot tail."

This page, other versions of the Nisei fly in varied surroundings.

Center, a handsome star kite by Foran which he calls "a good jogging kite as you can feel the sky-pulse in the kite string while running forward." Below, Art, asked to send a picture of himself, takes his kite and camera on a snowy hike. The combination of ski poles, kite and reel, mittened handling of an icy camera and a frozen photographer brought this comment: "It is too much to ski, camera and kitefly. Each is a full-time business and to try three at once is about as practical as trying three girl friends at once. Nobody needs so much diversion."

so I took the entire line above timber line in Glacier National Park. I was surprised to find each kite performing in a different manner. The Deltaplan would only perform in high wind, and dove much like a glider. It was too heavy for backpacking. Taifun, the jet plane, flew like an old boxcar, but looked quite real and after a few crashes needed new struts manufactured on the spot from dry beargrass stalks. The Vampir simply would not fly any better than the Libelle in a light wind. Each performed much like the Indian fighters, and I could only get them up when the wind did all the work. But I noticed with delight the little keelless kites would skitter all over the sky and seemed able to take the strong wind with less diving. But they continually tempted me to adjust the bridle ring, and all that did was send the kite off like a Frisbee. The Bonanza, an airplane simulation, flew perfectly anyplace. The Adler eagle was best suited



to the park because it looked like a resident, and often brought along any bird who thought it might be real. A very pretty, easy flying kite. But the Schmetterling butterfly was clearly the one kite that would go up when all others rested.

I found high winds around the high cirque lakes, and little trouble in getting kites to rise, but they would drop like rocks into the center of nearly every lake, and often continue the power dive right to the bottom. With practice, I was able to skim them out, but broken struts and punctured wings spoiled the fun. I discovered most of these lakes held a flying-sky a few hundred feet from the shore, then the down-draft ended the flight. The best kite-fishing rig here must include an octopus, with a hook on each leg.

I finally bought a Nantucket kite, one of the charming Valkyries. It flies grandly in mountain valleys, tree-ringed meadows and in all the places

For the Record

This department is devoted to reports of record-setting achievements with kites. News will appear from time to time, as it arrives, in Kite Lines. Publication of a report is not to be construed necessarily as official recognition by Kite Lines or the American Kitefliers Association of any record-setting attempt.

square miles up to a height of 40,000 feet.

One of the more interesting aspects of this is that you had enough confidence to send out invitations in advance. Could you give me some information on this?

Yes, I sent out invitations to quite a lot of people. I even sent one to New York's Governor. He couldn't come, but he did take time to answer by telegram.

How many people did come?

People came and went. At the height of it I think there were about 50 people. One man had come up from Binghamton, NY, about three hours away. He had read in the paper of my plans and he got in his car and drove up to see it himself.

What kind of kites did you use?

All my kites were Gayla Sky Raiders, which were kindly donated by Gayla Industries of Houston, TX. These are kites you can buy almost everywhere, and I made no special modifications on them.

How about your line?

It was 25-pound test Gladding monofilament fishing line. I used it for both the main line and for the leaders going to the support kites.

How many kites did you use in all?

At the end I had seven kites on the string, spaced at about 1½-mile intervals.

How were the support kites attached to the main line?

The support kites were on 250-foot leaders, which I attached by first making a slip knot in the main line and then quickly tying the leader into it with a bowline knot. At the heights I was flying, there was a tremendous pull on the line, so I was constantly letting line out to reduce the strain. At the time I added in support kites, I had to move as quickly as possible to get the leader attached and then start paying out more line before the strain increased to the point where my line would break.

How about the main line? How did you manage to get that out?

My line was wound on three-mile spools. I ran a half-inch hardwood dowel through the center of each spool. The spools rotated so rapidly they chewed right through three dowels and I had to replace them. When I came to the end of a full spool, I attached the line to the start of the next spool with a double hangman's noose. I was on my fifth spool of line at the end of my attempt.

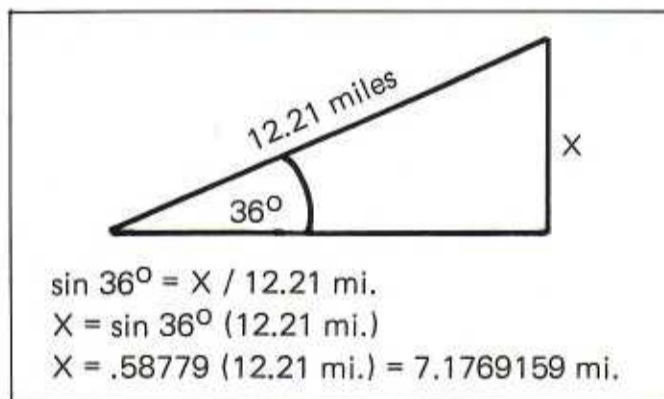
How did you go about figuring the



Steve Flack holds up a kite like the ones he used to set a new world altitude record.

altitude of the top kite?

I kept track of the amount of line let out, which at its maximum was 12.21 miles of line. Using a sextant-style device, I established an angle of 36 degrees minimum for the line. Using the standard trigonometry formula with this information I established an altitude of 37,908 feet.



So actually the figure you claim for the record is probably conservative?

Yes. The angle of the line increased slightly at each point where a support kite was attached. For the purposes of figuring the altitude, we used the lowest angle. I can prove mathematically my kite reached 37,908 feet. I know it was actually higher than this figure, but I don't know exactly how much higher it went.

How much of your rig could you see?

With very powerful binoculars, the highest kite was a dot which was sometimes visible.

How did the attempt end?

Shortly after attaching the seventh kite to the line, the strain increased too much and the line snapped.

Did you get any kites back as souvenirs?

No, but the crowd on hand took everything extra that I had used, from the wrappers the kites came in down to the broken dowels. I autographed many of the pieces. This did serve a good purpose:

they picked up so many things there was no litter left anywhere on the field.

How much interest did this feat generate in the news media?

Of course the local news media all covered the story. It was also carried on the national wire news service, which resulted in stories in a number of newspapers across the country.

Do you have any plans for setting future records?

I'm not sure. Not right away, anyhow. It takes a lot of time, money and work to do something like this.

Most-on-a-Line Record Hits 4,128

The following news item appeared in the March 1979 issue of *Le Lucane*, the newsletter of the Kite Club of France. The report had been reprinted from *Le Parisien Libre* of September 22, 1978. It was translated by Judith Faecher in Baltimore and is very third-hand (or fourth- or fifth-hand) here. We would welcome a direct report from a kite observer in Japan.

Kamakura—A 55-year-old Japanese has established an extraordinary new world record: he has succeeded in flying on the same line 4,128 small triangular [sic] kites, about the size of a post card.

The previous record of this specialty had been established, about a month ago, by a group from Tokyo, with "only" 3,800 kites.

Enthusiastically encouraged by spectators, Mr. Kazuhiko Asaba, restaurateur, began his attempt at dawn on a beach at Kamakura. The highest flying kite was 1,300 meters high.

New Indoor Flying Record Set

The Washington Kitefliers Association of Seattle, WA, proudly reports the exploits of members Tom Sisson and Carl Brewer. They flew an airplane-type glider kite made by Carl which can be pulled up, allowed to glide back, pulled up again—and so on, all night long. And that's just what they did in Seattle's Kingdome from the halftime of a Seattle Sonics basketball game on January 31, 1979, into the early hours of February 1. On a single strand of silk thread, they kept their kite up for nine (9) hours and 15 minutes—and claimed a new world record. The pair had planned to fly for a full 24 hours, but crashed and burned early because their line broke. ◇

NIRVANA IN NAGS HEAD



Story by Valerie Govig
Photographs by Theodore L. Manekin

In the Govig household, July is Nags Head Month. For the last several years, even when we couldn't afford it, we've been drawn to the unspoiled dunes, hospitable community, reliable sunshine, historic ambience (adjacent to Kitty Hawk), steady winds—and kites! It's in Nags Head, NC, that the resplendent gift emporium, the Galleon Esplanade, puts on a fine kite festival the third weekend each July. The generous prizes (\$75 to the top winners) have always attracted kites from all over the mid-Atlantic area, as well as local vacationers and enthusiasts.

This year we had arranged to "crash" with Rick Kinnaird, who had rented a cottage for the week. It would not cost too much to go, taking along Ted Manekin and Pete Ianuzzi to share travel expenses. And I had made a kite earlier in the season that wouldn't shame me, a Stacked Deltas (Neil Thorburn's design from *Kite Lines*, Winter 1977-78).

Of course, I didn't expect to win.


First there was the competition, which I expected to be keen. Second there was the simple fact that I had never won the top prize in any contest. I had entered quite a few, but for many events I was involved with their management. As a matter of policy, I wouldn't enter a contest I had organized.

The result of not winning, for me, was lowered expectations, but not loss of enthusiasm. The camaraderie of kites always kept my spirits up if not my kite. I never felt apologetic or crushed by not winning. I knew someday I'd have time to make a really superb kite-of-my-dreams (several are floating in my head all the time) and win a prize. Meantime, I would loft my Stacked Deltas for the pure pleasure of flying it—and this would be a good holiday, in fact a great one. Tal Streeter will be coming and bringing Andrew Jones of England, one of the two designers of the Flexifoil. My expectations are high.

We leave on Friday and arrive late at night. Next morning I awake to see many kites in full sunlit glory—Rick's own colorful galleon-appliqued three-sticker, Pete's

Opposite page: At Nags Head, a delta-Conyne by Curtis Marshall flashes its striking Marimekko cotton over the scene full of intimidating kites, including another Marshall majesty in the foreground.

Below, clockwise from upper left: Virginia Ellis and her beautiful sled; Rick Kinnaird with his appliqued "barn door"; Red Braswell and his giggle of a kite in folding styrofoam with whirling eyes and flapping tongue; Valerie Govig and Stacked Deltas with AKA Life Member Aylene Goddard at her right. Right, Andrew Jones flexing his muscles at the control bar of his Flexifoils, inset above.



great "o-dako," my husband Mel's prize Guatemalan-style circle kite of multihued rip-stop nylon. Rick and his friend Carol are putting last-minute finishing touches on his kite as we take coffee and Danish in quick, deliberate swallows down over the butterflies. Then it's off to the open space next to the Galleon.

It's a stunning sight to behold the 1978 crop of kites here. Missing and missed are the Brown family and Arthur Kurle, who have been regulars in other years. Making up for them perhaps is the Curtis Marshall family, competing for the first time using a bevy of elegant delta-Conynes and Flexifoils of their own making. As usual, Bill Bigge is there with the latest model of his windless Janus airplane; Wood and Virginia Ellis are working with some very fancy sleds; Francis, Gertrude and Carol Rogallo have made an extra-large one-cell Corner Kite; and the Braswells are there with stunters and novelties. Other fine models are being entered at the registration table, while some are being prepared for flight or put up to test the wind.

The wind In the morning at Nags

Head, the wind is often feeble. Afternoons it usually picks up, but this is still morning. I pull my Stacked Deltas out of its blue bag and start assembling it. In nylon rip-stop instead of plastic, it is easy to handle, and is an appealing color combination running from medium blue for the leading wings to light blue to white to yellow. Blue tassels flutter at each wing tip. As soon as I have it together and attached to the line on my fishing reel, it moves easily into the air as if born to fly. I keep it tethered at a risky 10 feet or so, where it behaves beautifully. It comes in to my hand for the judges' closer inspection. Then at the signal for the official flight, when the wind is very low, it rises into space again.

Bill Bigge is doing very well, of course. But most of the larger kites are having trouble. Mel and Pete are vanquished. The Marshalls' kites don't seem to be doing as well as usual. But Rick is flying particularly well. Jamie Braswell is doing impressive acrobatics to one side. It is a lovely few minutes of special kites all up at once on a bright day with only minimum en-

couragement from the wind.

Suddenly the judges are calling the kites down. The flying time is short at this judging (in contrast to the Endurance Division, which starts at noon and goes on marathon-like till the wind—or the participants—give out). Now the "Home-Made Kites" Division winners are about to be announced. The choices are good. I applaud especially Rick's win for Most Beautiful and Bill's deserved recognition for Most Historically Appropriate to the Area.

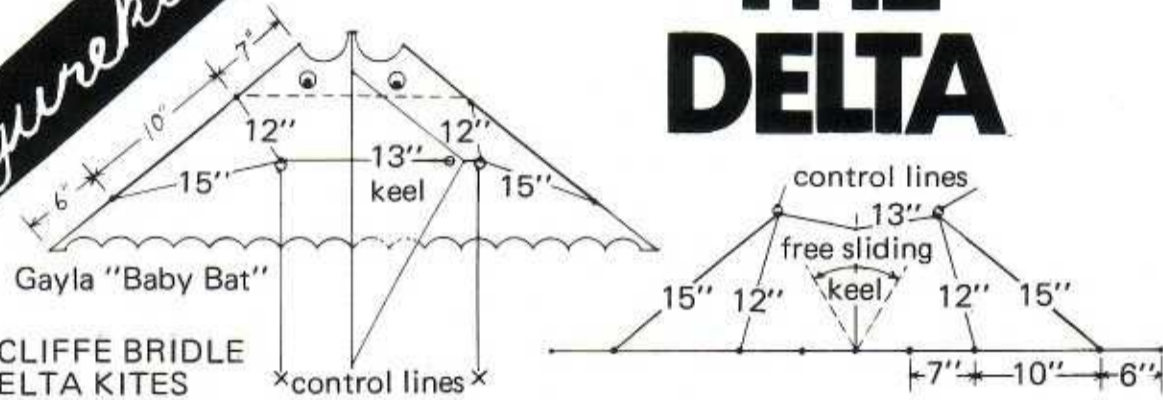
The last to be announced is the top prize, and I expect one of the Marshalls to win it. My name is spoken. What? I'm wanted for something? You mean I won? (It takes a few minutes to overcome those nonwinner habits, especially when you have some of the most sophisticated competition in the world running against you.)

I don't deserve it. Not at all. But I make a quick adjustment to the impropriety. It is a delicious moment. Its flavor lingers all day. My utterly subjective conclusion is that when the benefits of competition are in question, winning one is the ultimate convincer. ♦



Figure Kiting Update

TWO STRINGING THE DELTA



THE RADCLIFFE BRIDLE FOR DELTA KITES

By W. D. (Red) Braswell

While kiteflying at the Manassas (VA) Battlefield Park, I saw a Gayla "Baby Bat" being flown with two lines and making smooth figures. I went over to talk with the kiteflier; he was Richard Radcliffe of Manassas. Richard had been figure kiting for about six years with "store-bought" kites, using his own bridle design and adding only string to the kite.

He let me take the lines and I was very pleased with what I felt: accurate and smooth control even though the wind was light. I asked him for the bridle measurements and was happy when he loaned me his kite to copy.

I had to have a delta "bat" with this bridle, so I went out and bought one. When I got home, I applied the "Radcliffe Bridle" to my new delta bat. (I used large diameter string so it would show in photographs.)

With my new kite rigged with the Radcliffe Bridle and camera in hand, I went to the field to fly it. I found that it controlled well in any wind, from light to strong.

Several days later I asked kiter Wood Ellis to try the delta bat with two lines. Wood said he had never flown a dual-line kite before, but he would try it. After 15 minutes on the controls, he said, "You have another convert; does it take only 15 minutes to get one converted to two-stringing?"

A few days later, I called another kite enthusiast, Pete Ianuzzi, and told him about the Radcliffe Bridle. He suggested

we try it out on our lunch hour. Ten minutes after launching the kite, Pete exclaimed, "It's great!"

He copied the bridle measurements to try on his Anniversary Delta, made by Bob Ingraham.

A few days later, Pete and I got together with the new bridling system on Bob's Anniversary Delta and the Nantucket Kiteman's Valkyrie.


Pete had worked out the bridle measurements for the two kites, using the Radcliffe system, and the kites were both ready to fly with two strings. Each kite flew very well, but Bob's kite required less wind. We also learned that any good flying delta can be rigged for figure kiting using this system.

My enthusiasm for the Radcliffe Bridle was justified at the Maryland Kite Festival on April 29, 1978, when it won first place for two-line maneuverable kites. The flier was my son, 14-year-old Jaimie Braswell, who up to that time had flown only Peter Powell-type two-stringers. With no previous experience with this kite, he went on to win.


For some time I have wanted a light wind figure kite, and now it's here. Anyone can have one by adding the Radcliffe Bridle to a delta. Just adjust the figures on the diagram to fit your delta and have more fun than you have ever had with that kite before. Don't forget to add a long tail to it and then go figure kiting. ◇

Kite innovator Red Braswell became the first elected President of AKA at the national meeting in September, 1978.

KITE GALLERY *of the midwest*

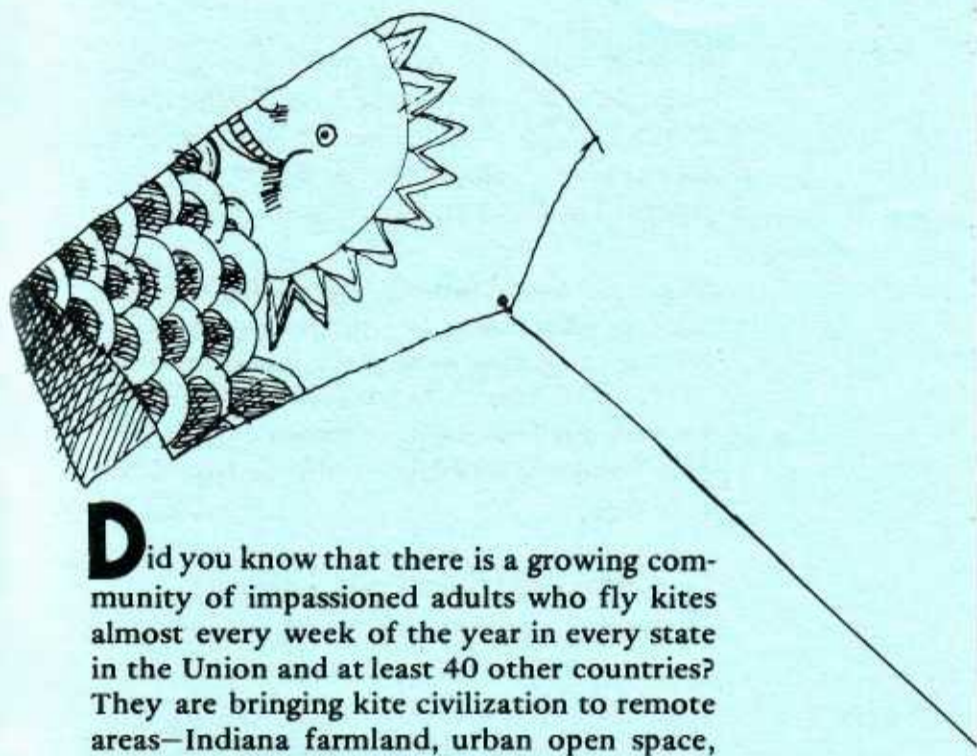


send for our catalogue
over 150 varieties of kites, kitelines, accessories, & reels



(313) 645-0362
356-1427
parking deck
344 HAMILTON ROW
in the heart of BIRMINGHAM mich. 48011
maple

a little puff about the worldwide kite community and its journal



Did you know that there is a growing community of impassioned adults who fly kites almost every week of the year in every state in the Union and at least 40 other countries? They are bringing kite civilization to remote areas—Indiana farmland, urban open space, suburb, wilderness, shopping center.

Kitefliers are out there talking as fast and free as the lines that pay out from the reels in their hands. They're people full of kite lore, actively reviving ancient traditions and creating new ones. They fly kites to ward off evil spirits or to fight kite-to-kite in the oriental manner, while organizing kite festivals and perfecting skills at dual-line control (stunt) kiting. Many are artists/craftsmen making kites from space-age materials such as Mylar®, Tyvek®, rip-stop nylon and fiberglass rod, to be flown from braided 100-lb. test line. Kite curricula appear on the university level—while families join kite picnics in the 25-some kite clubs and organizations active worldwide.

These varied groups have one thing in common—they all know a rare quarterly journal that is devoted to kites. It is called *Kite Lines*. Well-worn copies are a guide and a link-up for the international kite community.

At the time of this printing, *Kite Lines* enjoys a circulation of about 4500 throughout the United States and the world. It is kiting's standard of reference and the only such journal of its kind in this country. Through its pages since 1977 (and preceded by *Kite Tales* since 1964), the magazine brings its readers such regular departments as:

- Design Workshop
- Kid's Corner
- Kite Calendar
- Ultimate Questions
- What's New: Reviews of Kites, Books, Sundries
- Profiles . . .

. . . . and more, including fascinating in-depth feature articles. The advertisements are unusually interesting, too. The contents of *Kite Lines* reflect and nurture the circle of lifelong friendship which kites draw upon an ever-widening sky.

SUBSCRIPTION ORDER FORM

Subscription to *Kite Lines* can be yours at these low rates:

	USA, its possessions & Canada	foreign surface mail*
1 year	\$9.00	\$10.00
2 years	17.00	19.00

*Special air mail rates for foreign mailings are \$3.00 per year additional for Latin America; \$5.00 per year additional for Europe and Israel; and \$7.00 per year additional for all other countries. All foreign drafts must be in U.S. dollars through a U.S. bank or the post office.

BONUS with each new, renewal or gift subscription: the *Annotated Kite Bibliography* at time of its publication. (Bibliography is also available separately for \$1.00 per copy postpaid in U.S.; \$1.50 foreign.)

Note: All subscriptions begin with the *next* issue of *Kite Lines* unless order specifies to start with current issue. Back issues are available at \$2.50 each; \$3.00 each foreign.

Please enter my subscription to *Kite Lines* as follows:

(Check one) 2 years 1 year
(Check one) New Renewal†

†For renewals, attach or copy mailing label below. If label is wrong, please correct it.

Name _____
Address _____
City, State, Zip _____

I enclose check or money order to cover:

My subscription \$ _____
Special postage if required _____
Gift subscriptions _____
TOTAL _____

Charge to Master Charge VISA
Account Number _____
Expiration Date _____
Signature _____

GIFT SUBSCRIPTIONS to *Kite Lines*

Please send a gift subscription for:

(Check one) 2 years 1 year

To _____
Address _____
City, State, Zip _____
Sign gift card "From _____
_____"

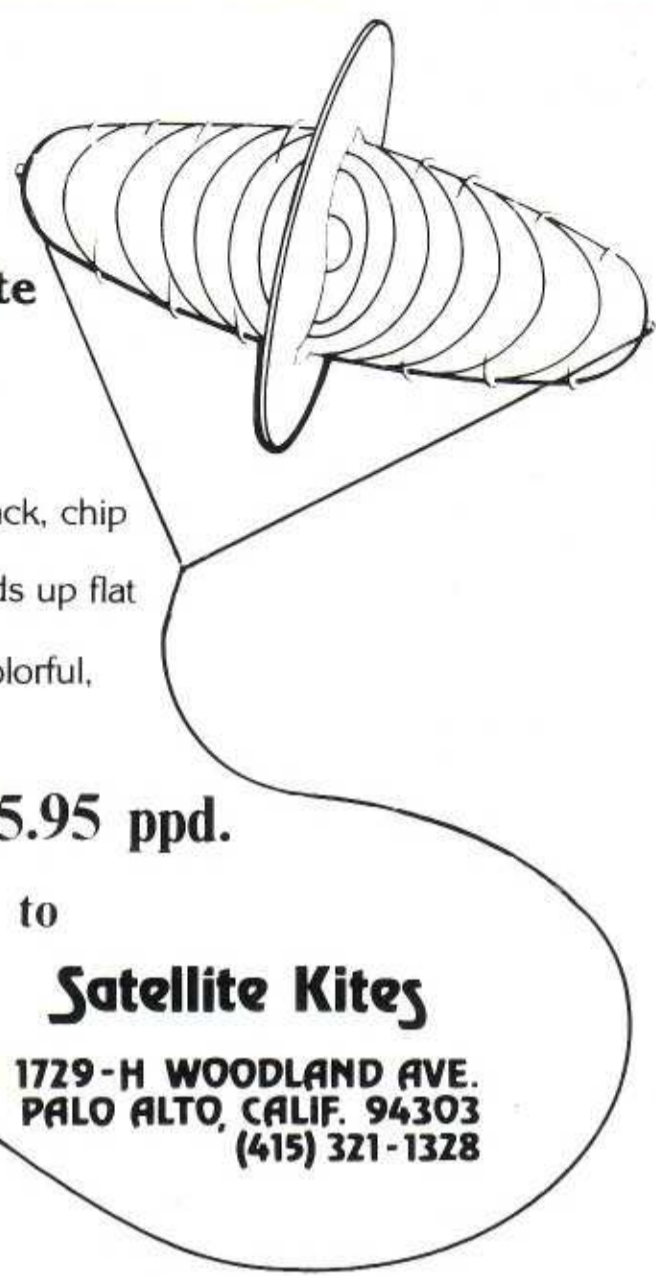
Send with your check or money order to:
Kite Lines
7106 Campfield Road
Baltimore, Maryland 21207, USA

Introducing the
**SATELLITE
KITE**

At last . . . a rotating-wing kite
that really works!!!

The Satellite Kite:

- Is durable and flexible — won't crack, chip or tear.
- Comes completely assembled, folds up flat when not in use.
- Is an "EYE GRABBER," with its colorful, flashy design.



Send \$5.95 ppd.

to
Satellite Kites

1729-H WOODLAND AVE.
PALO ALTO, CALIF. 94303
(415) 321-1328

Dealer inquiries invited



**HOT SELLING
PROFIT MAKING
INDESTRUCTIBLE**

KITES
of rip
& tear proof
**REINFORCED
NYLON SAIL FABRIC**
IN ALL PRICE RANGES




SPACE-BIRD

KITE CORD

We Can Design Special Kites for
Premium and Promotional Use:
Write for catalog

ALAN-WHITNEY CO., INC.
P.O. Box 447 (165 Dwight St.)
New Haven, Conn. 06502
Phone (203) 787-1001

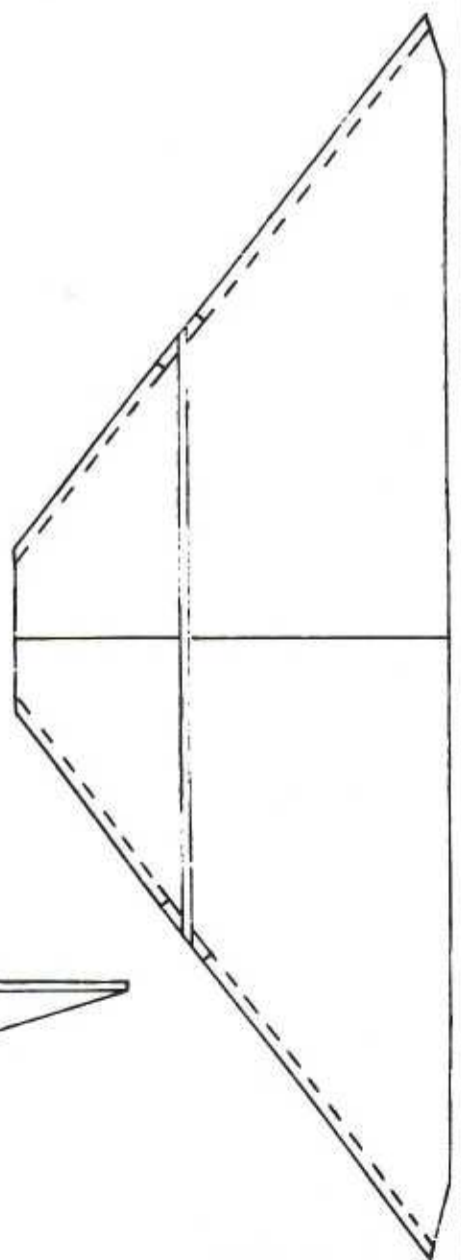


**THE
COLORADO
SNUBNOSE**

ADVANCE DESIGN
CONCEPT IN DELTAS

ADJUSTABLE SPREADER BAR
SNUBNOSE FOR

STABILITY
TWO LINE POSITIONS
HIGHER FLIGHT
EFFICIENCY



**SKY SCRAPERS,
KITES**

2563 15TH DENVER CO. 80211

(303) 433-9518

New to the United States

Handcrafted magical kites from Sri Lanka, the isle of Serendib. These kites are constructed of treated bamboo and covered with selected quality tissue and colorful glassine papers. Created by a master in geometric design with 40 years kite crafting experience, they are uniquely designed and solidly constructed of all natural materials. Each kite has a fully adjustable bridle and is supplied with flying instructions.

Sri Lanka originals



- a **Dancing cobra** has applied segments running the entire length of the 15 foot long tissue tail. 12" x 17" postpaid \$7
- b **Serendib serpent** (not pictured) sports a hand painted snake head and nearly 70 feet of scaled serpentine tail. 17" x 20" \$9.95
- c **Mandala star** has a glassine applied 8 points star head, steadied by a long string and tassel tail. 15" x 15" \$7.50
- d **Flying fish** are responsive modified fringed fighters decorated with colorful striped designs. 17" x 32" \$6.50
- e **Flying peacock** is like the flying fish and larger. Its colorful geometric designs make it especially beautiful. 17" x 35" \$8.50
- f **Ceylonese bird** is vibrant and active in flight. It's a stable, high action flyer due to its hinged body and flapping wings. Each bird displays a mandala design. 23" x 27" \$8.50
- g **Ceylonese raven** is an all black Ceylonese bird. In flight it's so bird like, crows circle once, then excitedly caw and take flight! 23" x 27" \$7.95
- a-g Buy the whole collection at a savings of 15% \$47.50

Postage and handling included in prices. Washington state residents add 5.4% sales tax. Dealers' inquiries welcomed; send today for dealers' price list.

Great Winds

166 S. Jackson St, Seattle, Washington 98104



**Marblehead Kites
are sold by
better kite stores
everywhere!**

Acton Amherst Anchorage Annapolis Atlanta Bath
Beach Haven Bellingham Belmar Block Island Boulder
Cambridge Cannon Beach Chagrin Falls Chestertown
Chicago Christmas Cove Cincinnati Concord Dallas
Dania Denver Dillon Englewood Escondido
Falmouth Foreside Gainesville Glenside Hartford Hilton
Head Hyannis Hyde Park Indianapolis Kailua-Kona
Kalamazoo Kansas City Kill Devil Hills Livonia
Marblehead Manasquan Marina del Rey Minneapolis
Morgantown Mystic Nantucket New Brunswick
Newburyport New Orleans Newport New York
North Conway Northport Nyack Ocean City Ocean
City Pacific Beach Philadelphia Pittsburgh Plainfield
Pleasantville Point Pleasant Beach Portland
Provincetown Redondo Beach Rochester Sacramento
Saint John Saint Louis Saint Paul Salem San Francisco
Sanibel Island Santa Fe Shelburne Sioux Falls
Taftsville Vancouver Vineyard Haven Virginia Beach
Vista Washington Watkinsville Wayne West Dover
West Orange Westport Winslow Yachats

**Be a better
kite store. . .**

MARBLEHEAD KITE COMPANY

P.O. BOX 961
MARBLEHEAD, MA 01945
(617) 631-7166

STATESIDE

News From Here and There

CALIFORNIA

The San Diego Kite Club sends us news via the pen of Marilyn Perlman:

It was a kiteflier's dream—perfect wind, beautiful weather, pleasant surroundings and a group of congenial kite enthusiasts. This was the setting on August 12, 1978, for the Fourth Annual Mission Bay Kite Fly at Ski Beach, Mission Bay, San Diego. For the first time in its history, contests and prizes were featured.

The highlight of the day was the man-lifting red parachute kite created by Paul Block of Vista. The kite was fitted with a harness in which the person to be lifted was strapped, and a tow rope, handled by recruited men and women, supplied the lifting power. Although the weight limit of 100 pounds or under restricted most of the riders to children, two adults, Carol Hamilton and a local TV newscaster, were also sent aloft. Their exhilaration could only be matched by the boundless energy and enthusiasm of the towing crew.



Getting a lift by man-towed parachute at the Mission Bay Kite Fly, San Diego, CA.

On a day when large kites seemed to dominate the air, Dick DeSantis, a computer systems designer from Los Angeles, certainly added to the spectacle with his 300-foot nylon dragon. It not only won him the awe and admiration of the crowd but second place for the most beautiful kite. Richard Loera's flying flower pot and miniature Edo kites won him prizes in the most unique and smallest kite categories. The most unique kite of the day was judged to be that of Mr. and Mrs. Ty Wong, whose delicately and precisely built train of birds caused many a spectator to take a second look.

Excitement prevailed as Victor Heredia, well-known kite fighter and kite maker,

began the maneuverability contest. Each participant was required to do certain acrobatics on command, such as: dive, climb, left circle, right circle, etc., and was given a score according to his or her proficiency.

As the day was ending, the respected panel of judges, including Bill Everett, Eva Creek, Dale Fleener and Ted Norton, tallied their scores for each event as the crowd eagerly awaited news of the winners. The special award of the day, a trophy for the person who had contributed the most to kiting, went deservedly to Vic Heredia, who has done much to promote kiteflying not only in California but in many areas all over the U.S.

As the sun began to set, a potluck barbecue was enjoyed by all as the events of the day and of kite flies yet to come remained the topics of conversation.

COLORADO

Active kiter Jerry Grill reports on Denver's KIM-FM Radio Kite Festival on May 21:

The days before and after the kite festival, the weather was ideal for kiting. However, during the festival, I don't think the wind was more than four or five miles per hour. Although the wind was nil, the enthusiasm was very high. Everyone was running around trying to get kites up. Some even tied helium balloons to their kites which did not help that much.

I estimated the crowd was about 750. Sandy Reale of KIM-FM deserves a very big thanks for promotion of the festival. The radio provided kites, string, beverages and prizes during the festival. They also provided me with radio time to do a talk show on kiting. I also did a mini-clinic in the park and a TV presentation prior to the festival. I have the commitment of KIM-FM Radio to continue what has been held for two years and appears to be an annual event for the Denver metro area.


KENTUCKY

Truman Williamson, a middle school art teacher in Louisville, writes:

In commemoration of the 75th anniversary of the Wright Brothers' glider, students in the art exploratory class of Myers Middle School, Louisville, KY, assembled 1400 kites to fly on one string in the spring of 1978. The class had decided to

break the Guinness world record of 1050 kites flown from one line, unaware that a new record of 1585 had already been set in Japan.

After making an economical prototype kite, the 4x7" model went into production by sixth, seventh and eighth graders.



The art room at Myers Middle School in Louisville, KY, before the record attempt, with 1400 kites hanging from the ceiling.

The basic kites were made from plastic drinking straws and garbage bag plastic. Three Rogallo-styled parawings with nine-foot wing spans were made to serve as tow kites. These large kites were made of four-mil plastic with fiberglass bicycle safety pole spars. The main string was 50-lb. test monofilament fishing line with 6-lb. fishing line to bridle the small kites to the main line. Lines and kites were hung in sections from the art room ceiling until all were finished and ready. The class successfully flew 150-plus kites earlier in the week to test equipment and organization.

The weather turned out to be almost ideal. The low pressure held and there were about 10-14 mile-per-hour winds. It took about one hour to connect the line segments together and safety-tie them. The large tow kites were equipped with a separate safety line. The first attempt got up about 50 feet and then the tow kites broke off and were hauled in by the safety line. The second attempt was made with only one lift kite. This time it was successful. The kites strung out into a long parabola with the top kites double-tethered. All of the kites were off the ground under their own power and were airborne for about three minutes while two large and strong eighth graders anchored the line. The top 100 feet of line broke off but all the kites were recovered.

Local TV channels provided coverage of the event on the evening news. The feat was witnessed by about half of the

850 students at school, plus faculty. A count of 1380 kites was believed correct, allowing for loss of several kites in the process. The art class is saving the kites along with 300 additional ones that are half-finished in a box in the art room. The total cost of the project was estimated to be about ten dollars, and Myers Middle School stands ready to fly again.


MICHIGAN

In August we received from Hank Szerlag of the Detroit area an interesting letter, excerpted here:

Early this year I organized several kite enthusiasts from the Detroit area into a formal association. We call ourselves the "5/20 Kite Group." The name is derived from the number of founding members and the date of inception. Most of us are AKA members. As is usual with new kite groups, our makeup is primarily composed of kite builders. This will probably change as we grow.

We have three flagship deltas (30-feet-plus wide) that we fly at all our planned gatherings.

The 5/20 Group's newsletter includes kite plans, occasional color xerox and reportage of local monthly doings, such



The 5/20 Kite Group synchronized to launch a 30-foot delta. Left is Tom Pisa, right is John Hegg. In photo at right, Hank Szerlag displays his 12-foot "Hewitt Flexkite" with fiberglass leading edge.


as the group's trip to the Canadian National Exhibition Kite Festival. Membership is \$3 a year. The Executive Secretary is Hank Szerlag, 1961 Hunt Club Drive, Grosse Pointe Woods, MI 48236.

Steven Jeske of Midland sends us a round-up of kite activities from busy Michigan. We print a selection:

The competitive kiting season began in Michigan on a cold and windy April 15, when Saginaw Valley State College held its annual endurance kitefly. Many souls braved the 40^o, 20-mile-per-hour winds, but it didn't take long to thin out the competition. After only four hours the two remaining fliers called a truce, then quickly headed for warmer places and hot drinks.

Michigan National Bank in Lansing sponsored the second Go Fly a Kite Contest May 6. This is the largest kitefly in Michigan. Kites and line were provided to over 400 applicants while hundreds of spectators watched. The adult competition for fastest retrieval of 225 feet of line was hot, with the winner doing 28 seconds!

The whole affair was well organized and entertaining. Steve Terry, faithful AKA member, came with his large kite collection, which he distributed to many eager little helpers. A train of 16 sleds broke away from Steve but instead of descending it kept right on going up and out! The weight of some of the collapsed sleds balanced their lift such that the train ascended right up into the clouds where we lost sight of it. Is there a record for non-



airtime **BIRD KITE KIT**

**A fine-scale, high-flying Seagull
True-to-life size, shape, detail
Quality die-cut plywood frame
Japanese paper covering
\$23⁹⁵ at your kite store**

If unavailable locally, add 2.00 shipping (+ 6% sales tax in Calif.)

airtime mfg. inc.

2978 Teagarden St. San Leandro CA 94577
(415) 895-8373

Dealer inquiries welcome

Best in the West



RAINBOW STUNT KITE

The Kite Site

A COMPLETE KITE STORE

We wish to thank all the fine manufacturers whose products we wholesale to shops and stores around the country.

- Aeromania ■ Ampac
- Cloud Pleasers* ■ Cuban Yo-Yo*
- Go Fly a Kite, Inc. ■ International Kite Co.
- Jalbert Aerology Laboratory
- Janus: Zero Wind Glider Kite* ■ Kites Kites Kites (K3)
- Llumar Star Kites ■ Sky Cat, Ltd.*
- Stratton Air Engineering
- Synestructics ■ Westwind Kites

We also distribute the most complete line of kite making supplies in the country. Contact us for wholesale information.

*sole U.S. distribution

THE KITE SITE 3101 M Street, N.W., Georgetown, DC 20007, 202/965-4230

News From Here & There


... Continued

tethered kite flight?

NEW MEXICO

Bob Ingraham, Founder of AKA, was recently the subject of a warm half-page local newspaper article in which he was dubbed "the patron saint of kitefliers." In addition, Bob writes from Silver City:

Sherry Lane: Silver City Daily Press and Independent



Bob Ingraham checking his drop release device.

I have, at long last, acquired a kiteflying friend here. He is Philip D. Roberts, a young radio engineer who lived in Roswell, NM, and flew kites with Ray Holland. We have a lot of fun together although there is a slight difference in our ages. He is 25 and I, of course, am rocking on the 68 mark. However, he is the first Silver Citian who ever indicated any interest in kites. I am teaching him to make the delta and maybe he can take over [my kite business].

NEW YORK

Late July brought the following letter from James T. Linnen of Long Island:

Our club is called the Long Island Kitefliers Association (LIKA). We have been together as a group for about one year and our members are quite diverse; each has something unique to contribute. We ran a successful photo contest last month.

One of our main activities is teaching children and adults about the wonderful world of kites. April 9, 1978, was a big day for us as we held a kite contest for an elementary school. It was a beautiful day and the skies were full of colorful kites. The members gave of their time in preparation and in the awarding of ribbons and prizes. The children were shown how to

make kites from plastic bags and paper. What a wonderful feeling it is to hear these little ones squeal with delight: "Hey, look at MY KITE."

Our club welcomes anyone who likes to have fun and exchange ideas. We meet at least once a month to fly. Many of the club members flew all winter and have great stories about snow flying.

We also spend time doing research in kite history. This past summer a few of the members went to Blue Hill in Massachusetts, took pictures of their trip and reported back. Most of the members are in contact with kitefliers from other parts of the world. The club is lucky in that a couple of the members are artists and have been working on a club logo and bulletin. Some of us even write kite poetry for the club. LIKA keeps a log book of events and ideas.

Our topic for this month and next is safety. We keep our meetings informal but serious when someone is sharing an idea. The magazine *Kite Lines* is our guide.

The letter was followed by the first issue of the association's newsletter, "Wind Psalteries," reporting club activities and safety tips with commentary and a few photographs. Dues and/or subscriptions are unspecified. LIKA lives at P. O. Box 362, Holtsville, Long Island, NY 11742.



THE KITE STORE
in Larimer square

1415 Larimer Street
Denver, Colorado 80202

advertisement

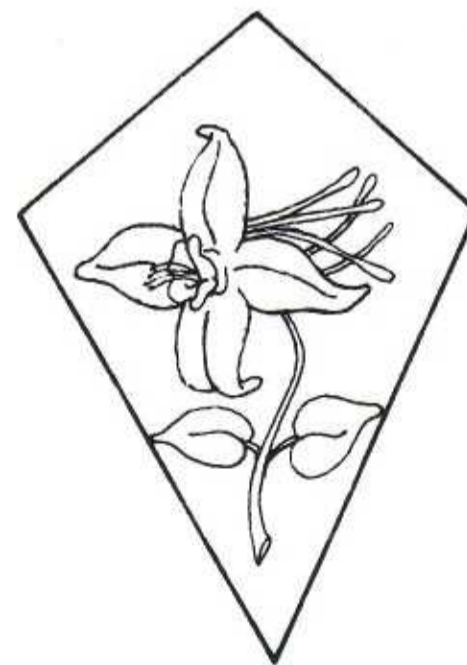
The SUPER PLASTIC DELTA™
Kite plans \$2.00

Easily made from plastic sheet, dowel sticks and adhesive tape. Flies beautifully and easily. Complete kite, ready to fly, hand-made as described above, \$7.50. Incomplete kite, with no sticks, \$5.00. Incomplete kite, with no assembly instructions, \$3.50.

Write for more details. See U.S. Patent #3963200 for description of kite. Bennett Arnstein, 3049 W. 8th St., Los Angeles, Cal. 90005.

THE COLORADO WILDFLOWER

THE BEAUTY OF
COLORADO WILDFLOWERS
APPLIED TO A
TAILLESS BOW KITE
COLUMBINE, DAISY,
SHOOTING STAR,
CACTUS, THISTLE, ETC.
CUSTOM DESIGNS
ALSO AVAILABLE



**SKY SCRAPERS,
KITES**

2563 15TH DENVER CO. 80211

(303) 433-9518

OHIO

OSEK (Ohio Society for the Elevation of Kites) continues to keep Cleveland's skies colorful. The group ran an April Foolery Kite Fly followed by biweekly flies and get-togethers into September on second and fourth Sundays. "Shoot the Breeze" is the group's spritely newsletter and dues are \$3 per year. Inquiries may be addressed to the Treasurer, Judy Neuger, 4500 Chagrin River Road, Chagrin Falls, OH 44022.

WASHINGTON

Activity in and around Seattle kept up its usual high pace—and then some—over the past season. Weekly Sunday afternoon flies filled the schedule, supplemented by a number of contests, such as the Seafair event in July. More and more a familiar sight is the group's train of tissue paper deltas flown at half-times at local sports events, both indoors and out. This year the Seafair contest and WKAers were gladdened by the visit of Takeshi Nishibayashi, who was a guest of the hospitable David Checkleys. "Nishi" conducted

workshops and made himself at home for several days of kiting in Seattle.



Takeshi Nishibayashi assembling his eagle kite at the Seattle Seafair kite contest in July.

In Spokane, WA, the All-City Kiteflying Contest in Franklin Park in April was a high-flying occasion, as AKA member Tom Christensen reported:

This was a nice spring day and a good time was had. About 200-300 people showed up. There was free cider and popcorn. Prizes were given for longest tail,

highest kite, smallest kite, most decorative kite, etc. It was very well organized.

I noted some very fine kites—a Jalbert Parafoil by Richard White, a beautiful Bermuda, a fighter and a lot of kites made by the Rev. Joseph Lee.

In a separate report, we learned that John Reed also participated. He traveled from Moscow, ID, to fly a six-foot roller kite he built.



John Reed of Moscow, ID, with his roller.

INTERNATIONAL News From Here and There

ENGLAND


Kiting in England has kept pace or even exceeded the high level of the Silver Jubilee Year, according to our British Correspondent Clive Rawlinson. Regrettably, space lets us print only two as highlights.

"SOMETHING ON THE WIND"

By Martin Dowling

Viewers of BBC-2 on December 29, 1977, saw "Something on the Wind" for 50 minutes. Produced by BBC Bristol and filmed at Little Rissington airfield, Gloucestershire, it reviewed the history of kites with interviewer Gwyn Richards assisted by David Turner, Martin Lester, Nick Morse, Sean Rawnsley and Jo Whiffen.

Kites grace the tube in England.



The opening "cobra" kites in the sky were followed by Brockton three-slot Eddy-style kites, airplane kites and Indian fighter kites. From a Hargrave, the display moved to a 46-cell tetrahedral with due credit to Dr. Bell, and to a Jalbert Parafoil with a pointed tail, followed by a modification with closed leading edge, inflation being achieved by opening a center bottom panel.

Steerable kites included six tandem Peter Powell stunters and eight tandem Flexifoils with the operator straining at the control rod.

The highlight of the film, in part photographed from a crane extending about 100 feet in the air for excellent shots "looking from the kite," was a repeat of Samuel Franklin Cody's lifting of a man by kites. David Turner, a civil engineer, launched a large pilot Hargrave with light line about 400 feet up and then attached a lifting line of about 1/2-inch nylon rope. To this line, at about 150-foot intervals, were clamped three cone-like spindles, the largest at the top and the smallest at the bottom. Three large Hargrave-style kites, each about 10 feet high by 15-foot

span with a ring at the top leading edge and a harness ring and cord at the bottom, were placed on the line and allowed to drift up. The first (top) kite slid up the cable, the harness ring being too large on the first two cone-shaped "stops," finally being stopped at the last cone. Smaller rings on equally large kites were lofted and traveled up the line to be engaged.

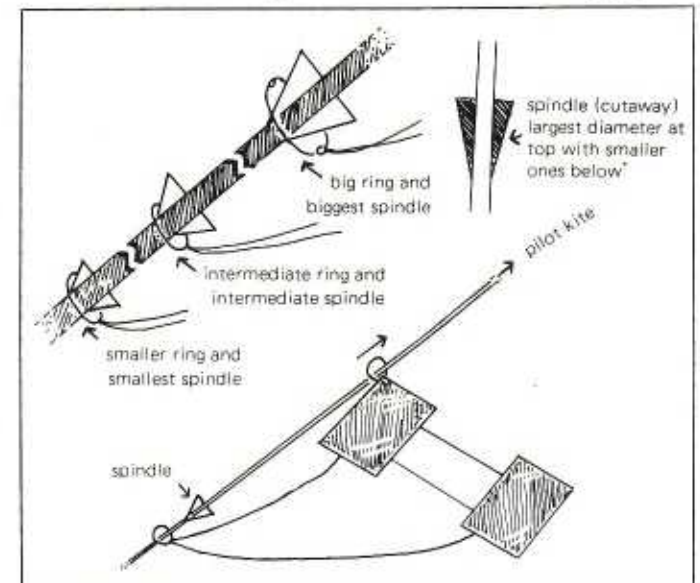


Diagram of lifting kite arrangement.

With this arrangement anchored by a five-ton vehicle and the line let out through a winch and block arrangement,

WHAT'S

4500 Chagrin River Rd. ■ Chagrin Falls, Ohio 44022 ■ 216/247-4222

UP

We know **What's Up**. We are a wholesale operation with a strong commitment to kite flying. We believe in great service, low prices and the highest quality kites and accessories. We at **What's Up** want to make buying kites as pleasurable as flying them.

What's Up is the exclusive distributor of the exciting Prof. Waldof's Box Kite and Dynatröl, the King of the controllable kites.

Write for our new catalog:

What's Up
4500 Chagrin River Rd.
Chagrin Falls, Ohio 44022
or call Judy Neuger (216)
247-4222.

No minimum is required when you order your kites from **What's Up**.

Turner attached the "lifting" kite with cables and pulleys which allowed it to be pulled down at the tail to the main line.

This somewhat bigger Hargrave was connected to a large pulley which traveled freely on the main cable and the pulley supported a wicker basket. The first attempt, in the evening, failed when the wind died.

The next day, with all kites up, Turner got into the basket, the Hargrave was pulled down by the tail into a position to effect maximum drag and slowly Turner was pulled up the rope. As he passed the camera position on the crane, he looked a little uneasy and the radio microphone conveyed an air of apprehension and finally confidence as he approached an elevation of about 300 to 400 feet.

The photography was excellent and a large crew was obviously required. Perhaps the film may someday be shown in America—and it should be seen.

STANFORD HALL KITE FESTIVAL

By Jim Whitehouse, Festival Organizer

Sunday the 25th of June dawned bright with a strong northwest wind that by 9 a.m. had filled the skies with kites. By the time the Festival finished the 1227 visitors had experienced all the seasons of weather in one afternoon, with the wind down to zero and bright sun to heavy rain. But the kites kept flying!

Lionel Lowe kept the crowd entertained with his stack of six Red Arrow aerobatic kites, and when the wind dropped "Jones the Kite" stepped in with "stringbag" model airplanes.

A new world record was established by Tom Chapman as he flew 72 of his "Barnstormer" kites on a single pair of lines and even did a figure eight to show how easy it is.

Judges of the aerobatic class, after a very close tussle, pronounced Jonathon Tippler of Lancaster Boy's School, Leicester, the first British Kite Flying Association National Champion. He was closely followed by Jim Mannal of Bedford, trying to "do the double" since he is the current control-line model airplane champion. Jim's own kite design produces superbly accurate figures. Lancaster School

Jim Whitehouse fits his design of control bar harness to a young handicapped flier.



did well, since they also carried off the trophy for the Best School entry.

The handicapped person section produced a runaway victory for the Victoria School, Birmingham. Linda Brown, the teacher responsible for introducing kites into the school, saw her pupils Bryan Hooper, Steven Wastenev and Steven Coyne take the first three prizes with the added bonus of a trophy for the best entry from a school for the handicapped. Bryan, who has limited arm and leg control, gave a demonstration of how he can fly a twin-line kite with the aid of a special harness developed by Jim Whitehouse of the B.K.F.A. The idea was originally Don Dunford's, who kindly provided kites for the school.

The donated prizes were presented by Lord Braye and the Hon. Penelope Verney-Cave. Lord Bray invited the Association back to Stanford Hall next year, and Ron Moulton was happy to accept for the B.K.F.A. The provisional date is fixed for Sunday, June 24th, 1979.

JAPAN

A special report by Larry Hoffman:

Last spring a group of Japanese kites visited Korea and had a ball flying with their Korean buddies. On June 11, four



Mr. Ro's crane kite. Body is foam rubber.

fliers from Korea visited Japan for a week to reciprocate.

The Korean group was led by Mr. Yu San Ro who is Director of the Folk Arts Association. The Association helps to perpetuate the ancient arts of the country, such as sumo wrestling, kiting and others.

The kites the Korean group brought could not be flown because the wind was very high. The fliers had planned to demonstrate Korean fighters, using glass-covered line. Because of the glass on the string, the hand cannot be used to guide the line when winding. Therefore, either a one-handed reel-in technique is used or



Kite-picnicking: Takeshi Nishibayashi (with glasses); on his right, Mr. Hige, noted Japan kiter.

one hand on the shaft and one on the end of any of the eight supports can be used. Those who have seen Korean kites flown know you must reel in fast and let out just as fast; therefore, the handling techniques used are ultracritical.

In fighting these kites, Mr. Ro says, the best way to win is to position your kite over your opponent's. Then, by directing your kite downward, you cross his string. Ro demonstrated by having several strands of string held by Mr. Kim while he took one strand and easily cut through them with a slicing motion!

Much beer was consumed and everyone had lots of fun. The Japanese kites had the rectangular kites out that day, mostly big ones, as they fly best in heavy winds. The hummers they used gave out a weird moaning tune as the winds increased or abated. A great fly day . . .

A SELECTION OF OUTSTANDING KITES AN OUTSTANDING SELECTION OF KITE MATERIALS

WRITE FOR CATALOGUE

Windplay

THE COUCH STREET KITE GALLERY

212 Northwest Couch Street, Portland, Oregon 97209 • (503) 223-1760



**BOX 1032
240 COMMERCIAL ST.
PROVINCETOWN
CAPE COD
MASSACHUSETTS
02657**

At the Go Fly a Kite® Store we'll tell you to go fly a kite with a smile.

Send for our full color catalogue for the widest collection of quality kites and kite accessories.

Send 75¢ to:
Go Fly a Kite®, Inc.
1434 Third Ave.
New York, NY 10028
(212) 988-8885



Profiles &...

STEPHEN BERNSTEIN'S...

Stephen John and Sylvia Bernstein of Arlington, VA, are busy retirees who make kites, especially the difficult ones—oriental designs, figure kites, centipedes.

Steve, when not involved with antique clockworks or his collection of flintlock guns, makes kites and flies them with friends or at festivals. Sometimes a recipient of the odious "oldest flyer" awards (which he calls "consolation prizes"), he regularly earns high scores for craftsmanship and inventiveness.

Among the models he has made are winged boxes, star kites, Bermudas, Edo and rokkaku kites and centipedes. "I like to concentrate on figure kites and centipedes," he says. "There's something about these challenges that I like."

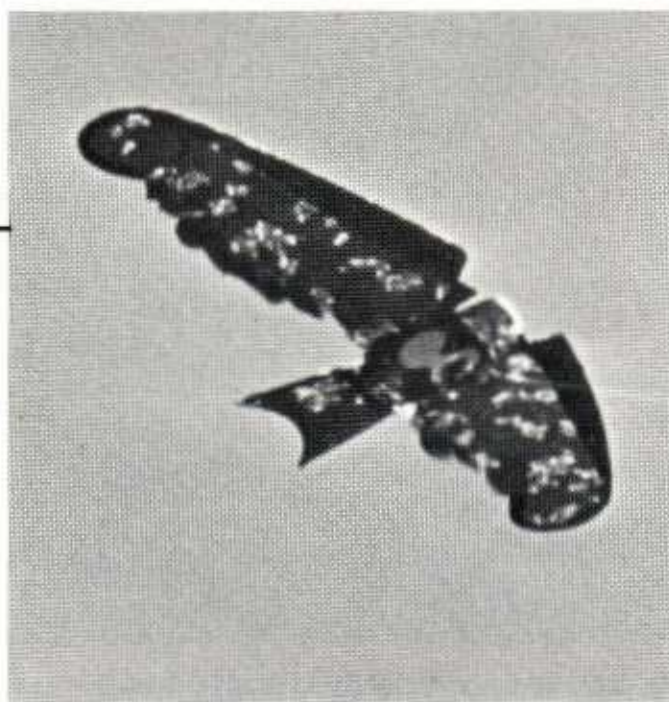
Some of his figure kites are a longevity (crane) kite, a thunderbird, an owl, a "Winnie the Witch" and a bicentennial logo kite.

"My pride and joy is my first centipede, about 27 feet long with disks about 1½ feet apart and with whirling eyes—a bit difficult to fly." His latest effort is a centipede with square disks instead of round ones—"fairly simple," he avers. He is quick to praise his wife Sylvia, who makes kites, too (her last creation was a "Tiger in a Cage") and who "lets me use her sewing machine for my kites."

It was in his travels as a construction engineer in the civilian Air Force that Steve visited Taiwan, where he first saw and admired a Chinese bird kite. "After I came back I made several that way—with a few little innovations of my own."

Bamboo-deprived America is no discouragement to Bernstein. He splits his own bamboo from rug poles but suggests shopping kite stores or importers to get bamboo. Also one can supplement with ½-inch dia. dowels as may be necessary. "Takes a little bit of patience, but it can be done," says Steve. "Be sure to balance the wings before you finish them and balance them again after covering and weight the outside edge if necessary. If you don't you'll have a cockeyed-flying kite."

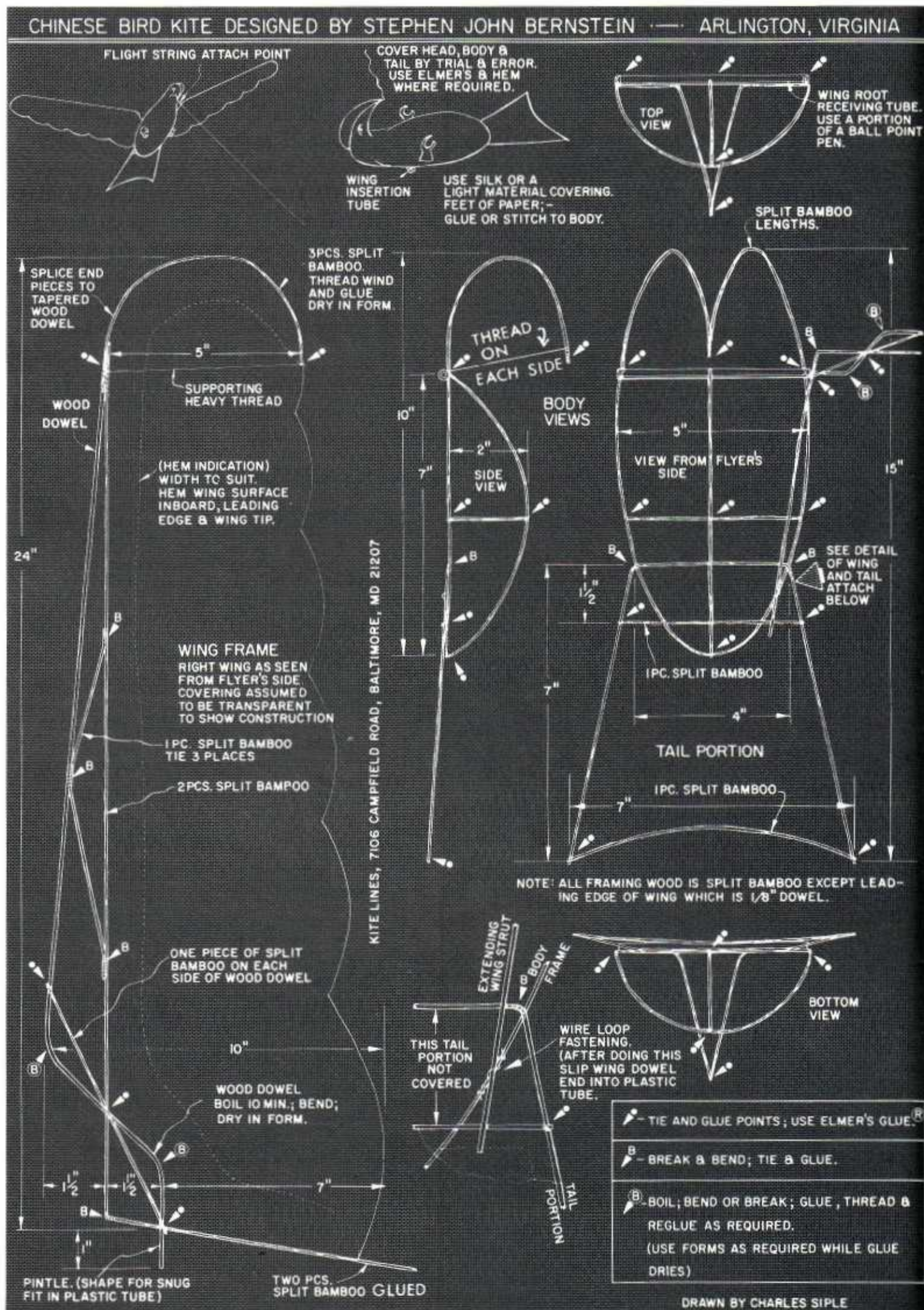
Making this challenging, unusual kite will bring the crafter many rewards. First is its appearance, which is lifelike in its three-dimensionality, enhanced by the aileron-like fluttering wing flaps. Second is its flight behavior. Although it requires a 7-knot wind, it is a very stable flier, for it forms its own dihedral when the wings



Design Workshop

CHINESE BIRD KITE

bend up from the body in flight. Also with its one-point bridle, the kite's trailing edge automatically drops to give angle to the wind, "almost like an airplane." Finally, when you've finished startling spectators and winning competitions with this kite, you can take the two wings apart and the tail off and place your bird in a compact package for storage or travel.



MATERIALS

●Covering: approximately one square yard of lightweight nonporous fabric, such as silk, nylon or polyester. A colorful print is suggested because painting the cover may distort the frame.

●Split bamboo sticks, about 1/8-inch dia.: 12 pieces 36 in. long and 2 pieces 24 in. long (or the 24-in. pieces may be 3/16-in. dowel). Glue 2 1/8-in. sticks together for rigidity where and if necessary.

●Plastic barrel from a ballpoint pen or similar tubing, 3/16-in. i.d.

●18- or 20-gauge steel picture wire.

●Miscellaneous: nail brads; button weight sewing thread; white glue (such as Elmer's).

INSTRUCTIONS

1. Make a framing board and draw on it an outline of the wing section. Place nail brads appropriately as a framework for shaping the wing sticks. Boil bamboo or dowels 10 minutes, then bend. (Note: where bends in bamboo are severe, i.e., 90°, break at the bends and glue while in the form, then wrap with thread and apply the final coat of glue at the joint. Bends of lesser severity may be formed in the usual manner, i.e., flamed.) Dry the wing sticks in the form. When the wing sticks are dried, remove them and wrap

and glue them at points as indicated.

2. When all is dried, place the other wing in the framework and repeat.

3. Make a new frame and form the body to the shape indicated and mark on it where the wings will connect. Attach the tubing to receive the wings.

4. Build the tail section. Put all the pieces together to test the fit before covering the kite. Balance the wings at this point. Disassemble the kite again to cover it.

5. Cover the wings, body, head and tail sections, using glue. Don't stretch the fabric too tight or it might distort the frame. Leave about 1 1/2 inches of loose fabric along the trailing edge. Trim the two wings with scallops as indicated. Check the wings again for balance.

6. Cut out bird feet and eyes from cardboard or paper and glue them in place against the cloth.

7. Bridle the kite from one point, at the tip of the bird's beak.

VARIATIONS

This kite could be made larger by increasing the strength of the frame and scaling all proportions up, including widening the central section. Availability of materials may be a limiting factor. Fabrics and decorative treatments can vary to give the effect of different species.



Bill Koehler

Dapper Steve Bernstein makes it all look easy as he tosses out quips while flying his kites and winning awards for them.

SOME FINAL TIPS

If your kite's wing roots fit loosely in the tubing, bind with a light rubber band from one wing to the other.

If you're having real trouble, the designer offers to serve as the Chinese Bird Kite Hotline. Write or call Stephen John Bernstein, Apt. 934-N, 1600 S. Eads Street, Arlington, VA 22202, USA, or telephone 703-521-3875. V.G.

The Kite Spool Is Improved...



Injection molded of high impact styrene plastic virtually indestructible

Fused one piece construction - eliminate line snag


Highly visible bright red color - won't get lost in grass

At America's best kite shops
DEALERS ORDER TODAY

Available in 20, 30, & 50 lb test high quality nylon line - 500 & 1000 ft. lengths

HIGH ROLLER KITE SPOOL P.O. Box 73 Sausalito, CA 94965 (415) 332-2150

New Model from ULTRA KITE . . .



(Order from our main ad in this issue)



still available...
PATCHES
 from the
 Grand
 National
 Kite Festival,
 Sept. 23, 1978,
 in Ocean City, MD.

Attractively embroidered 2½" memento of the unforgettable occasion. In blue, black and white. Limited quantities—order now! Only \$1.50 each + .25 postage and handling from: Chamber of Commerce, Dept.: Flight, Rt.1, Box 310-A, Ocean City, MD 21842.

In response to insistent demand . . .
BUMPER STICKERS!

Philosophical disclaimer: The population is divided into two never-to-be-joined camps: those who love bumper stickers and those who hate them. We're not about to take sides. But if cars are going to have bumper stickers, we'd just as soon they carry ours!
 We claim our bumper stickers have everything a bumper sticker

should have — the physical properties: durability, readability and enough stickum to cover up a naked bumper or an embarrassing lost vote from an old political campaign; and the psychic properties: wit, style, novelty, identification of the driver with a high cause and an unusual interest.

Silk-screened red on white;
 14" x 3¼".
 A mere \$1.00 each, postpaid.
 (Maryland residents add 5% sales tax.)



Design A




Design B

Specify Design A or Design B.

Order from
 the American Kitefliers Association
 7106 Campfield Road • Baltimore, MD 21207, USA.
 Dealer and club quantity discount inquiries invited.


KNOWN AND FLOWN WORLD-WIDE THE ACCLAIMED 10th ANNIVERSARY DELTA KITE



- Flies on exceptionally low wind velocities, is highly responsive to thermal lift and has wide wind range capability. Easily erected with unbreakable slip-in type spreader bar.
 Two-color canopy and keel design. \$30.00 ea.
 Write for wholesale prices. including shipping charges.
- Designed and entirely handcrafted by Bob Ingraham, founder of the American Kitefliers Association and KITE TALES magazine (predecessor of KITE LINES).
- Now with Fibreglass spars by Lunastran®. Unbreakable, flexible and won't warp. Spars have soft fabric protectors.
- Made entirely of high grade rip-stop nylon with removable wing and center spars. 7-foot span. Sewn entirely in attractive creative stitching.

Registered Trademark of Lunastran®, 1334 N. 10th Street, San Jose, California 95112.
 Order from:

Bob Ingraham P.O. Box 1511 Silver City, N.M. 88061



LIFETIME SUBSCRIBERS

Anonymous
Gregory A. Apkarian
Joseph Arena
John C. Armanino
Guy D. Aydtlett
Clifford Bantel
Charles Bernstein
Dr. Myron Bernstein
Louis Bigge
William R. Bigge
Lt.Col. and Mrs. Bevan H.
Brown
Wyatt Brummitt
Kenneth Bryan
J. H. Bugg
John F. Carroll
David M. Checkley
Dr. Floyd Cornelison, Jr.
Elliott N. Couden
Thomas E. Cows
Thomas W. Dietz
Sister Mary Ann Lenore
Eifert
Wood and Virginia Ellis
Douglas Fales
Dale Fleener
John D. Forbes
Paul Edward Garber
Pat York Gilgallon
Paul Scot Gilgallon
Aylene D. Goddard
Edwin L. Grauel
Pat Hammond
Hugh A. Harrison
Al and Betty Hartig
John Hastings
Eugene Hester
Robert Hieronimus
Gary Hinze
Henry H. Howard
A. Pete Ianuzzi
Robert and Hazel
Ingraham
Domina Jalbert
Tony Johnston
Bill Jones
Mrs. David Jue
Ben Kim
Nat Kobitz
Theodore T. Kuklinski
Peter Lynn
Theodore L. Manekin
Oswald S. Markham
Curtis Marshall, M.D.
Carol Master
Robert McCort
Lt.Col. Joseph O'Brien
William G. B. Ochse
Robert S. Price
John D. Reed
Lt. Raymond Reel
Carol A. Rogallo
Francis M. Rogallo
William A. Rutiser
Toby Schlick
Dr. John H. Seipel
Gordon Shute
Charles Siple
Robert Smith
Charles A. Sotich
Bernard A. Spalding
Tal Streeter
H. J. (Hod) Taylor
William E. Temple
Dr. Alfred Thelin
Thomas Troyer
John F. Van Gilder
Arthur Vash
Cleveland J. Wall
Mike Wright
Harold Writer
Bruce Wulfsberg
Will Yolen
Anthony Ziegler

Classifieds

Services and products are listed as a service and listing does not imply endorsement by KITE LINES or the American Kitefliers Association. Publisher reserves the right to reject any ad not in keeping with publication's standards, and to abbreviate to save space. RATES: 20¢ per word, \$2.00 minimum. Post office box numbers and telephone numbers count as two words, abbreviations and zip codes as one word. Classifieds cannot be billed; check or money order, payable to KITE LINES, must accompany copy and be received prior to closing date (as given on masthead, pg. 4). Send to KITE LINES, 7106 Campfield Rd., Baltimore, MD 21207, USA.

ANNOUNCEMENTS

The winner of the AKA Mini-Contest for signing up new members is Red Braswell of Manassas, VA. Red brought in 10 new members. Congratulations, Red! Many thanks also to Tony Deeths, Franz Armbruster, Jim Bowsher and everyone who entered—we appreciate it!

Due to insufficient demand, the "Taxonomy of Kites" poster printed in the Spring-Summer 1978 KITE LINES will not be available separately.

WANTED

GOING OUT OF BUSINESS? Close outs? Discontinued models? We buy them (kites and accessories). Ben Franklin Kite Shoppe, One-Half Pearl St., Mystic, CT 06355.

I'm building a collection of low-budget kites, and wonder if KITE LINES readers would share with me any that they know about. The kites must fly well and be easy to make. Write Margaret Greger, 1425 Marshall, Richland, WA 98352.

FOR SALE—KITES

COLLECTORS and museum curators take note: "GIBSON GIRL" rescue packages from WWII, complete units. Ea. includes: 1 kite, 1 parachute, 2 antenna assemblies, 2 generators, 1 bag, 1 signal lamp, 2 balloons, 1 radio transmitter. Limited quan. of complete units in almost exc. cond. \$450 ea., postage & handling \$25. Photocopy of handbook and technical order, \$40 ea. Incomplete parts and/or units are available; prices on request. Cash, check or m.o. only, no CODs; Bob Weisman, 115 N. Rexford Dr., Beverly Hills, CA 90210, (213) 550-1786, eves. only.

NISEI KITE KIT, updated Japanese war kite. Lightweight, high-angle flying. Complete printed instructions, O-rings, tapes and 18x24" nylon rip-stop (one of various colors—no choice). You add only 1/8" dia. dowel, line & tail, plus sewing time. Send check or m.o. for \$4.00 ppd. (or \$2.00 for plans only) to KITE LINES, 7106 Campfield Rd., Baltimore, MD 21207, USA.

WORLD-FAMOUS FLEXIFOIL, \$59.95 ea. ppd. Send check or money order to Super Zoom, P. O. Box 362, Holtsville, L.I., NY 11742.

NEW KITES now from W. O. Weathers & Sons, 17707 S. E. Howard St., Milwaukie, OR 97222.

ROGALLO Corner Kite \$35.00 ppd.; Rogallo Flexikite, kit \$6.00 ppd., assembled kite \$7.00 ppd. Rogallo Flexikites, Kitty Hawk, NC 27949.

FOR SALE—MISCELLANEOUS

KITE SPOOLS—Beautiful handcrafted from oak or walnut. Special flat design 9-in. long takes in 12 in. of line per turn. Rapid reeling, great in strong wind. \$6.50 prepaid. GOOD WOODS, Box 743, LaCanada, CA 91011.

T-SHIRTS—"Kitefliers Get It Up." Hanes 100% cotton. Gold/black print or navy/white print; S, M, L, XL, \$5.50 plus 50¢ ship. per shirt. Allow 4 wks. for delivery. TLM Productions, 8 Charles Plaza, No. 1807, Baltimore, MD 21201.

SUPER KITES, book by Neil Thorburn, \$2.50, 4738 Elmhurst Dr., San Jose, CA 95129.

PATENTS LIST: Entire listing of the 623 U.S. kite patents from 1866 to date, with patent numbers, filing and issuance dates, inventor and a 1-line description of each patent is now available from Ed Grauel, 799 Elmwood Terrace, Rochester, NY 14620, for a princely \$50.00, if anyone is that interested.

Fourteen easy-to-build-and-fly kites in BLOWN SKY-HIGH, book by Margaret Greger, \$4.50 by mail. And now her new MORE SIMPLE KITES, \$1.75. 1425 Marshall, Richland, WA 99352.

KITE-MAKING materials. Polyethylene film, bright colors. Tyvek®, Types 14 and 10. Birch dowels. Airplane Kite Co., Roswell, NM 88201.

DuPONT TYVEK®, Type 1422R—light, tear-resistant material for kite construction. 6 yds. of full 56" width, \$5.95 ppd. Richard Saunders Associates, Inc., P.O. Box 402, Langhorne, PA 19047.

AKA EMBLEM PATCHES available from KITE LINES. Washable, red-white-and-blue, 2 1/2", \$1.75 ea., 2 for \$3.25, 3 or more \$1.25 ea., all ppd. (Foreign orders add estimated postage.) Send check or money order to KITE LINES, 7106 Campfield Rd., Baltimore, MD 21207, USA.

KITE MANUFACTURING BUSINESS: Leading quality cloth kite manufacturing business for sale. Owner has other interests. Very reasonable. Kites presently sold nationally and in many leading mail order catalogs. Contact Art DiAdamo, Hull's Hobbies, 1203 Chapel St., New Haven, CT 06511, (203) 865-4319.


BACK ISSUES OF KITE TALES. All that are left—Five volumes last published. \$2.50 each or five for \$10.00, including postage. Write Bob Ingraham Deltas, 315 N. Bayard St., Silver City, NM 88061.

WHOLESALE, MANUFACTURERS AND MAIL ORDER BUSINESSES

EXPLORERS, 21 W. Micheltorena St., Santa Barbara, CA 93101; imported kites, wholesale only.

KITE & GIFT, INC., 33 Jefferson, No. 7, Fisherman's Wharf, San Francisco, CA 94133, (415) 885-5785.

TOUCH THE SKY, INC., importers-wholesalers, 848-A Yonge St., Toronto, Canada M4W 2H1, (416) 964-0434.



SET YOUR SIGHTS HIGH!

QUICKSILVER KITES

MADE IN SAN FRANCISCO • PREFERRED THROUGHOUT THE WORLD

A FULL LINE OF MYLAR® KITES

701 SHRADER STREET • SAN FRANCISCO, CA 94117 • (415) 386-4820

Kites with a difference...



As the established leader in the kite market, Go Fly A Kite is well known for its excellent quality and large selection of kites from around the world. We are manufacturers, distributors and importers. Please send for our color catalogue. **Go Fly a Kite®**, Box AA, E. Haddam, Connecticut 06423, (203) 873-8675. Direct retail and mail order inquiries should be addressed to **Go Fly A Kite®**, 1434 Third Ave., New York, New York 10028, (212) 988-8885